

Institution Feedback Report 2022-23

Analysis Report of Feedback about the Institution Collected From Students Academic Year: 2022-2023

This report presents the results of a comprehensive feedback assessment conducted to evaluate the facilities provided by SSCASC, Tumkur for its students. The primary objective of this feedback initiative was to gain insights from students regarding the institution's facilities, including campus infrastructure, classrooms, libraries, recreational spaces, and other amenities.

The information gathered through this feedback is crucial for identifying areas in need of improvement and ensuring that students have access to a conducive and supportive environment for their academic and personal growth. We have collected online feedback from our under graduate students and post graduate students. The structured feedback obtained from students are represented in a 5-Point Scale (5- Excellent, 4- Very Good, 3- Good, 2- Average, 1- Below Average).

The below table shows the Feedback committee members for the academic year 2022-23

Sl.No.	Name	Department	Position
1.	Dr. H P Veerabhadraswamy	Principal	Chairperson
2.	C S Somashekaraiah	Physics	IQAC Co-ordinator
3.	Mamatha.M	Computer Science	Convenor
4.	Sowjanya G	Computer Science	Co-convenor
5.	Anil Kumar M	Zoology	Member
6.	Raziya Kouser	Commerce	Member
7.	Chethan Kumar N G	English	Member
8.	Yogeesh S M	Mathematics	Member
9.	Shruthi P	Computer Science	Member

Mode of Collection: From students, feedback was collected in online mode through separate Google Forms (Bilingual) for each category.

No. of Responses Received: Responses received from different stakeholders are mentioned below:

Stakeholders	No. of Responses Received
Students	1732

Institution Feedback Report 2022-23

Methodology:

The feedback collection process was designed to capture a comprehensive view of student experiences with the institution's facilities.

The results are as follows:

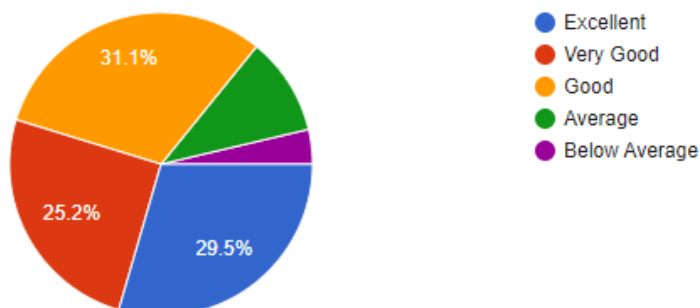
Question No	COLLEGE INFRASTRUCTURE	Excellent	Very Good	Good	Average	Below Average
I	Sports facility in college.	29.5	25.2	31.1	10.5	3.7
II	Extra-curricular activities in college.	27.3	26.2	31.1	11.1	4.4
III	Canteen facility in college.	26.3	25.9	30.4	12.4	5
IV	Security and proctorial services in college.	33.7	28.9	28.2	5.9	3.3
OTHER BASIC FACILITIES		Excellent	Very Good	Good	Average	Below Average
I	Toilets/washrooms are hygienic and properly maintained.	22.2	23.6	28.6	16.4	9.2
II	Availability of clean drinking water in college.	33.6	27.7	29.5	6.5	2.7
III	Grievances/problems are redressed /resolved well in time.	24.2	26.4	36	9.2	3.9
IV	The functioning of Placement Cell is satisfactory.	24.2	24.3	33.8	12.2	5.5
V	The building/classrooms are accessible to differently-abled persons.	31.4	25.1	33.8	7	2.7
VI	Classrooms are clean and well maintained.	33	27	31.5	6.8	1.8
LIBRARY		Excellent	Very Good	Good	Average	Below Average
I	Availability of prescribed books/reading materials	40.5	27.8	26.8	3.1	1.7
II	Availability of reading room and common room in college building.	32.4	2.7	31.6	6.2	2.7
III	Availability and accessibility of online educational resources in college.	27	25.3	33.1	10.6	4
IV	Way of cataloging and arrangement of books in the Library is helpful	33.9	27.9	31.5	4.6	2.1

Institution Feedback Report 2022-23

V	What areas of infrastructure, do you think need to be improved	Labs	Library	Class Rooms	Canteen	Play Ground
		13.5	16.8	16.4	17.1	36.3

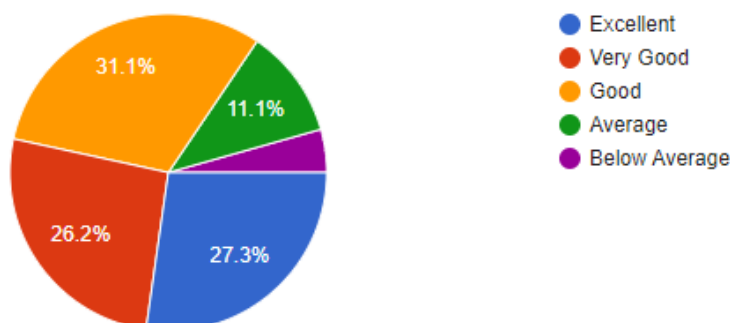
COLLEGE INFRASTRUCTURE

- Sports Facility in College**



The survey reveals that a significant portion of respondents rated the sports facility as "Good" (31.1%), indicating a well-balanced infrastructure for sports and physical activities. The presence of "Excellent" (29.5%) and "Very Good" (25.2%) ratings reflects a commitment to providing a high-quality sports experience. Nevertheless, there is room for improvement to address the concerns of those who rated it as "Average" (10.5%) or "Below Average" (3.7%).

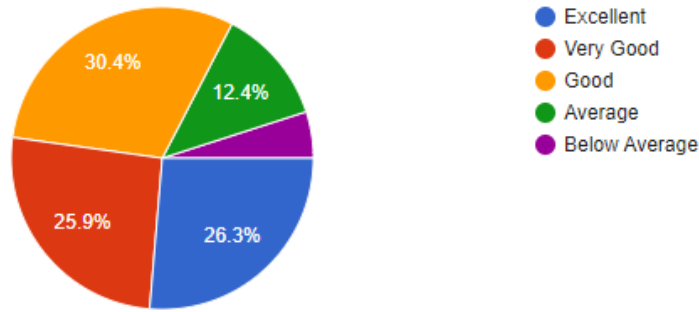
- Extra-Curricular Activities in College**



The evaluation of extra-curricular activities in the college shows that a substantial percentage of respondents find it to be "Good" (31.1%) or better. The presence of "Excellent" (27.3%) and "Very Good" (26.2%) ratings highlights a diverse range of activities and opportunities for students to explore their interests outside academics. However, there is room for improvement to make these activities more accessible and appealing, especially for those who find them "Average" (11.1%) or "Below Average" (4.4%).

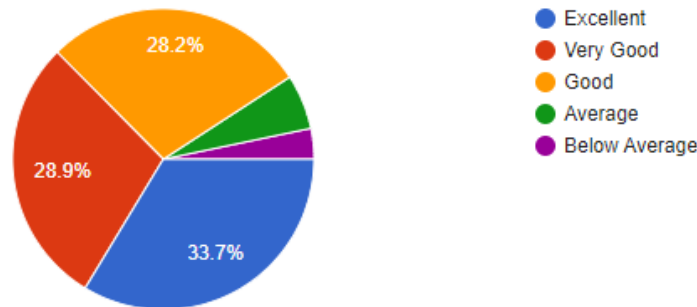
Institution Feedback Report 2022-23

- **Canteen Facility in College**



A relatively positive perception exists regarding the canteen facility, with a significant percentage of respondents rating it as "Good" (30.4%) or better. This reflects the college's efforts in providing a satisfactory dining experience. However, addressing the concerns of those who rated it as "Average" (12.4%) or "Below Average" (5%) is crucial to ensure the canteen facility meets the diverse preferences of students.

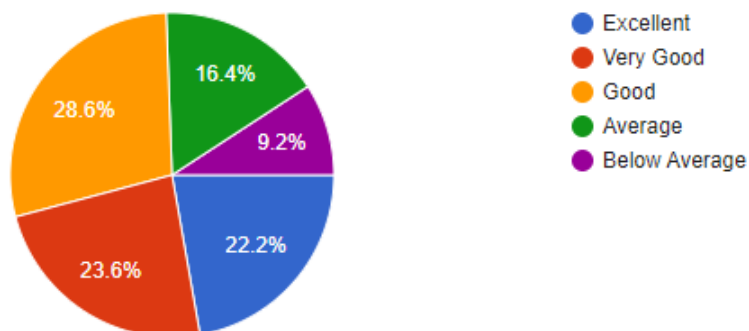
- **Security and Proctorial Services in College**



Security and proctorial services have received overwhelmingly positive ratings, with a large percentage of respondents considering them "Excellent" (33.7%) or "Very Good" (28.9%). This demonstrates the college's commitment to ensuring the safety and well-being of its students and staff. Maintaining and improving these services is essential to continue meeting the high expectations of the college community.

OTHER BASIC FACILITIES

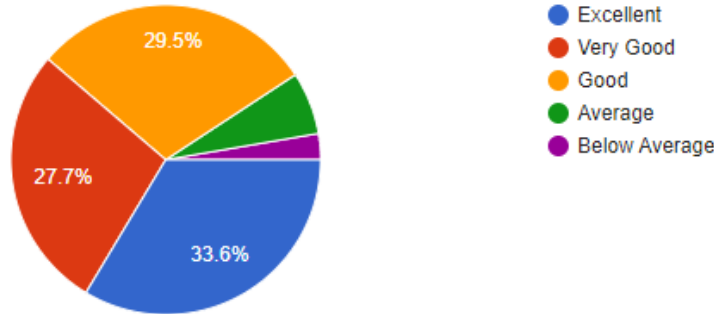
- **Hygiene and Maintenance of Toilets/Washrooms**



Institution Feedback Report 2022-23

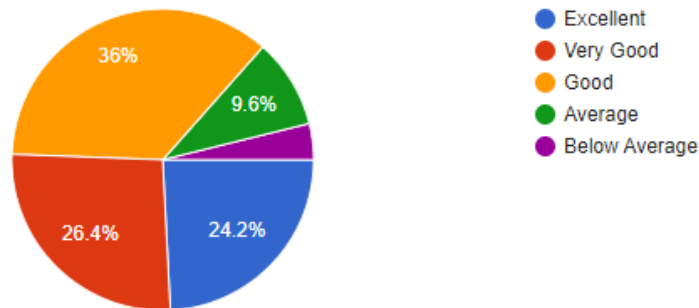
While a significant percentage of respondents find the hygiene and maintenance of toilets/washrooms "Good" or better, there is room for improvement to address the concerns of those who rated it as "Average" or "Below Average."

- **Availability of Clean Drinking Water**



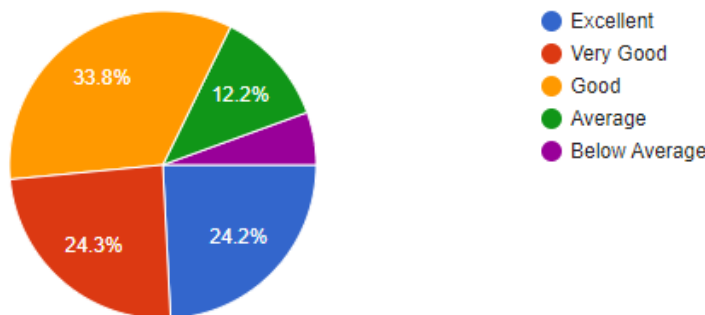
A majority of respondents appreciate the availability of clean drinking water, with the majority rating it as "Excellent" or "Very Good." However, continuous efforts are needed to maintain this high standard.

- **Grievance Resolution**



The results indicate that a substantial percentage of respondents find the grievance resolution process "Good" or better. There is an opportunity to further streamline and improve this process based on the feedback of those who rated it as "Average" or "Below Average."

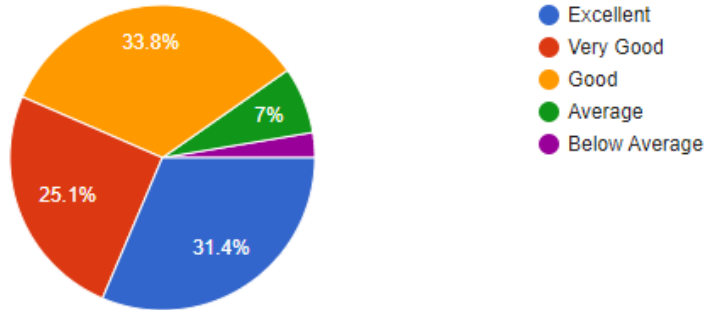
- **Placement Cell Performance**



The functioning of the Placement Cell has received positive feedback, with a significant percentage of respondents rating it as "Good" or better. Continuous efforts are needed to ensure it remains efficient.

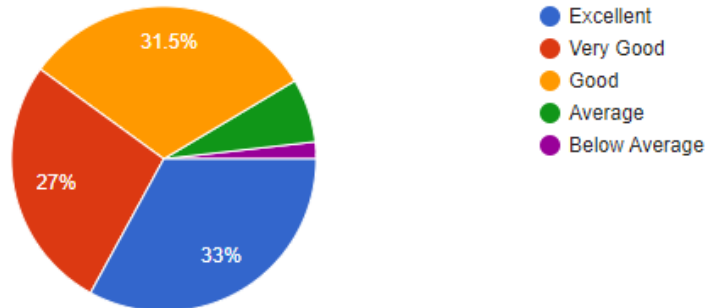
Institution Feedback Report 2022-23

- **Accessibility for Differently-Abled Persons**



A majority of respondents appreciate the accessibility of the college's building/classrooms to differently-abled individuals. This reflects a commitment to inclusivity.

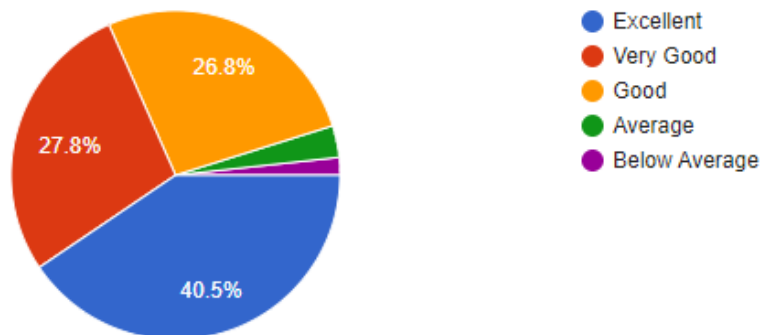
- **Classroom Cleanliness**



The cleanliness and maintenance of classrooms have received positive ratings from a significant percentage of respondents, demonstrating an overall satisfactory environment for learning.

LIBRARY

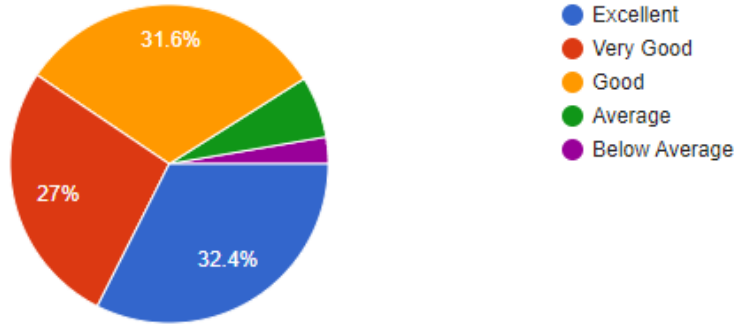
- **Availability of Prescribed Books/Reading Materials**



The availability of prescribed books and reading materials in the library is highly appreciated, with a significant percentage of respondents rating it as "Excellent." Continuous efforts are required to maintain and expand this resource.

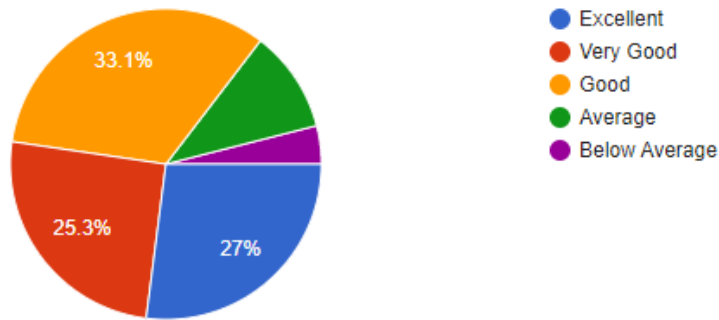
Institution Feedback Report 2022-23

- **Availability of Reading Room and Common Room**



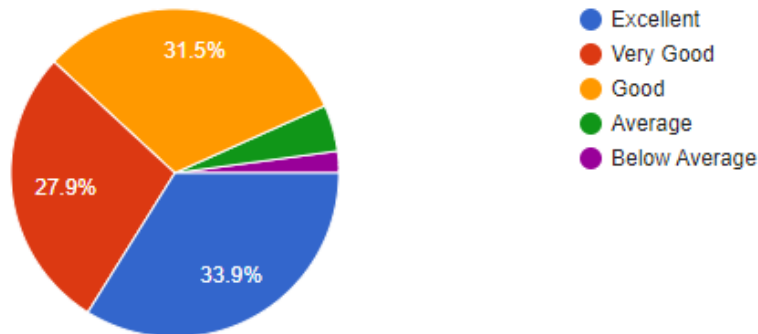
The availability of reading rooms and common rooms has received positive feedback, with a substantial percentage of respondents rating it as "Excellent" or "Good." Further improvements can be made in providing comfortable spaces for studying and relaxation.

- **Availability and Accessibility of Online Educational Resources**



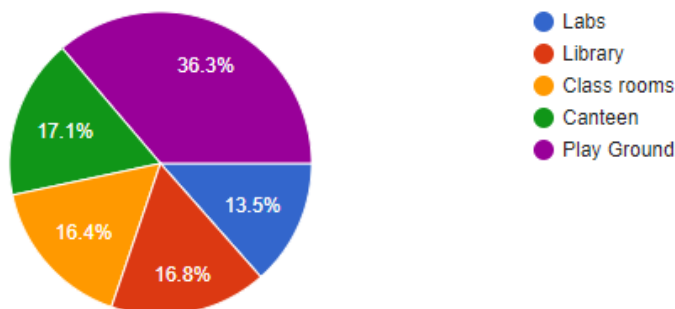
The availability and accessibility of online educational resources have been perceived positively, with "Good" and "Excellent" ratings from the majority of respondents. Continuous updates and enhancements are essential to keep these resources up-to-date.

- **Cataloging and Arrangement of Books**



The cataloging and arrangement of books in the library have been well-received, with a significant percentage of respondents rating it as "Excellent" or "Good." This system should be consistently maintained and improved.

Areas for Infrastructure Improvement



These results highlight the most pressing concerns and areas that require immediate attention. Efforts should be made to enhance laboratory facilities, libraries, classrooms, canteens, and playgrounds to meet the expectations of students and staff.

Conclusion

The assessment of college infrastructure reveals a generally positive perception among the respondents in various categories, but it also highlights areas in need of improvement. Continuous efforts to enhance sports facilities, extra-curricular activities, canteens, and grievance resolution, while maintaining the high standards of security and proctorial services, are essential for providing an excellent college experience.

Moreover, the positive feedback regarding basic facilities, library resources, and accessibility for differently-abled individuals reflects the college's dedication to creating a conducive learning environment.

To maintain and improve this infrastructure, it is crucial for the college administration to consider the feedback provided in this report and take steps to address the identified areas in need of improvement. This will ensure that the college offers a well-rounded and satisfying experience for all members of the college community.

Mamatha M
Convener

(Dr.H.P.VeerabhdraSwamy)