

# Feedback Report 2021-22

## Analysis Report of Feedback on Curriculum Collected From Different Stakeholders

Academic Year: 2021-2022

The Feedback Analysis Committee of the Institution designed and collected feedback from its stakeholders to monitor and evaluate its performance quality on curriculum and curriculum related issues. The feedback forms were collected from students, teachers, employers and alumni. From the current academic year, the college has started online feedback system. We have collected online feedback from our under graduate students and post graduate students. The structured feedback obtained from different stake holders are represented in a *5-Point Scale* (5- Excellent, 4- Very Good, 3- Good, 2- Satisfactory, 1- Unsatisfactory).

The below table shows the Feedback committee members for the academic year 2021-22

Sl.No.	Name	Department	Position
1.	Dr. H P Veerabhadraswamy	Principal	Chairperson
2.	C S Somashekaraiah	Physics	IQAC Co-ordinator
3.	Mamatha.M	Computer Science	Convenor
4.	Sowjanya G	Computer Science	Co-convenor
5.	Anil Kumar M	Zoology	Member
6.	Chandrika	Commerce	Member
7.	Raziya Kouser	Commerce	Member
8.	Chethan Kumar N G	English	Member
9.	Yogeesh S M	Mathematics	Member
10.	Shruthi P	Computer Science	Member

**Mode of Collection:** From students, teachers, alumni & Employers the curriculum feedback was collected in online mode through separate Google Forms (Bilingual) for each category.

**No. of Responses Received:** Responses received from different stakeholders are mentioned below:

Stakeholders	No. of Responses Received
Students	1347
Teachers	40
Alumni	61
Employer	35

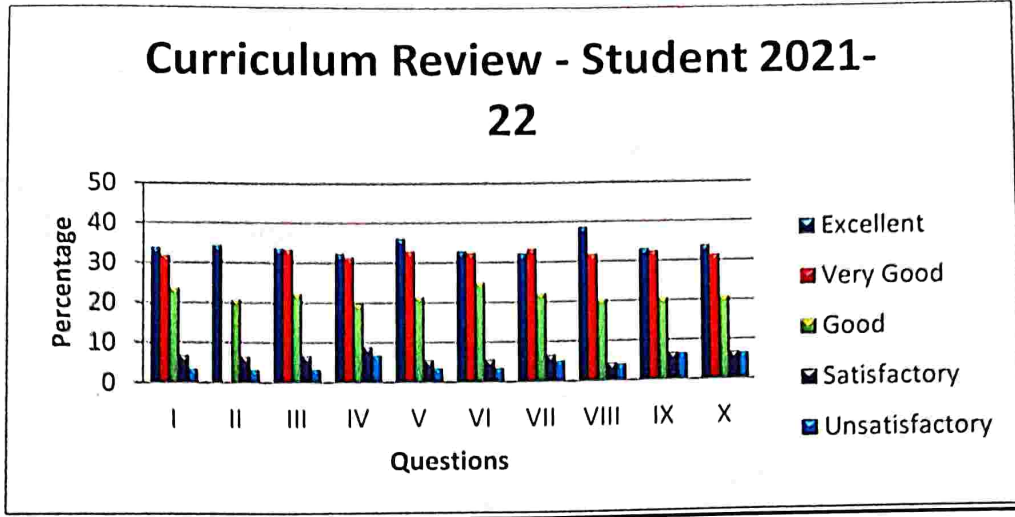
## Feedback Report 2021-22

### STUDENTS' FEEDBACK 2021-22

The students are the most important stakeholders of Higher Education systems. The interest and participation of students at all levels in both internal quality assurance and external quality assurance have to play a central role. We have received total 1347 student's online feedback on the syllabus of the various programmes designed by the Tumkur University, Tumkur.

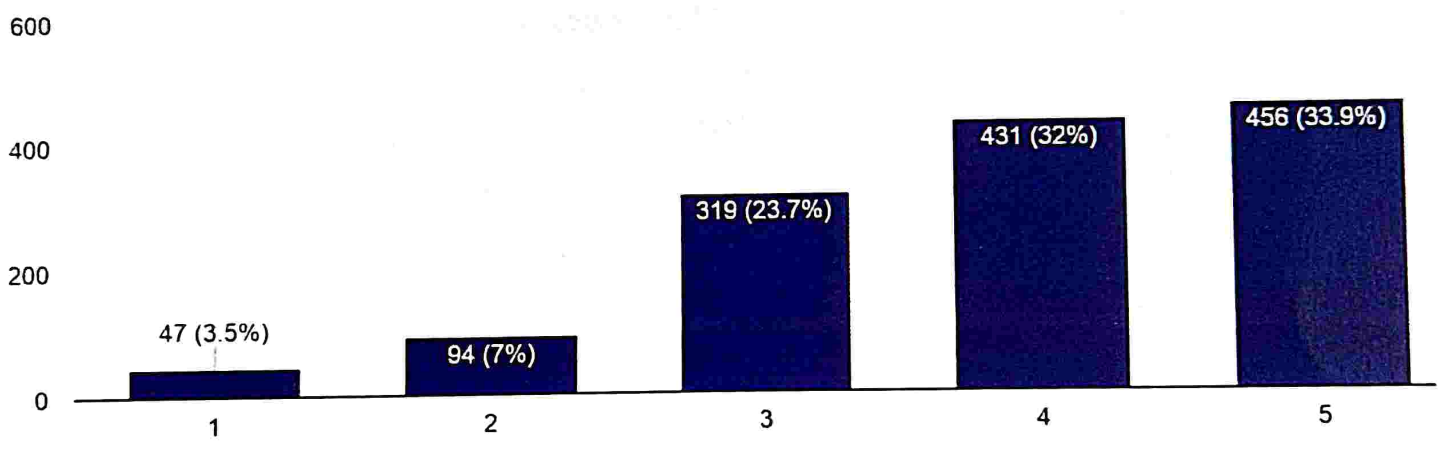
The below table describes the percentage of satisfaction of the students for respective courses

Question No	Curriculum Evaluation Points	Response in %				
		Excellent	Very Good	Good	Satisfactory	Unsatisfactory
I	Is syllabi completed in the Class?	33.9	32.00	23.7	7	3.5
II	The allocation of the credits to the course is appropriate	34.4	34.9	20.9	6.6	3.3
III	The course was well organized, logical and consistent	33.8	33.6	22.4	6.8	3.4
IV	The contents of the syllabus are easy to learn within set time period	32.5	31.6	19.8	9.1	6.9
V	The units in the syllabus are properly sequenced.	36.2	33.1	21.5	5.6	3.6
VI	The objectives/learning outcomes for each part of the course were clear, precise and specific	33	32.7	25.1	5.7	3.6
VII	Instructional materials used in the course contributed to my learning	32.3	33.5	22.2	6.8	5.2
VIII	The required tests, assignments, projects accurately measured my attainment of these learning outcomes	38.8	32.00	20.5	4.5	4.2
IX	Is the open elective syllabus is relevant?	33.1	32.7	20.6	6.9	6.7
X	Scope for acquiring employability and entrepreneurship skills through curriculum is	33.9	31.6	20.9	7	6.6



The below analysis describes the findings, Interpretation and recommendation for the above data

1. Is syllabi completed in the Class? ತರಗತಿಯಲ್ಲಿ ಪಠ್ಯಕ್ರಮವನ್ನು ಪೂರ್ಣಗೊಳಿಸಲಾಗಿದೆಯೇ?  
1,347 responses



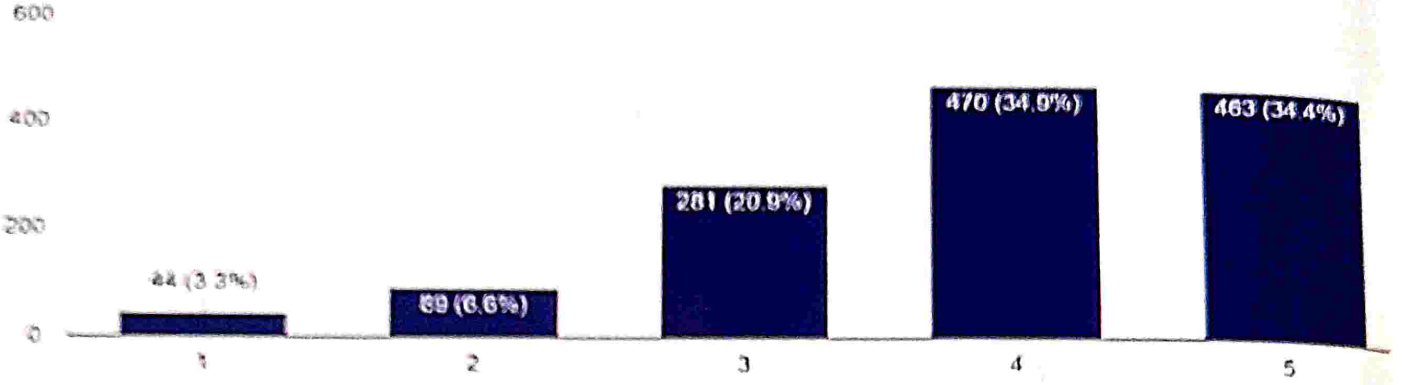
**Findings:** The overall completion of syllabi in the class appears to be positive, with 33.9% of students rating it as excellent, 32.00% of students rating it as very good, 23.7% of students rating it as good, 7% of students rating it as satisfactory, and 3.5% rating it as unsatisfactory.

**Interpretation:** The results of the survey indicate that most of the students in the class are satisfied with the completion of syllabi, with the majority rating it as excellent or very good.

**Recommendation:** Based on the survey results, the completion of syllabi in the class appears to be satisfactory. It would be beneficial, however, to conduct further surveys and analyse the data to determine if any improvements can be made.

## Feedback Report 2021-22

2. The allocation of the credits to the course is appropriate ಕೋರ್ಸ್‌ಗೆ ಕ್ರೆಡಿಟ್‌ಗಳ ಹಂಚಿಕೆ ಸೂಕ್ತವಾಗಿದೆ  
1,347 responses

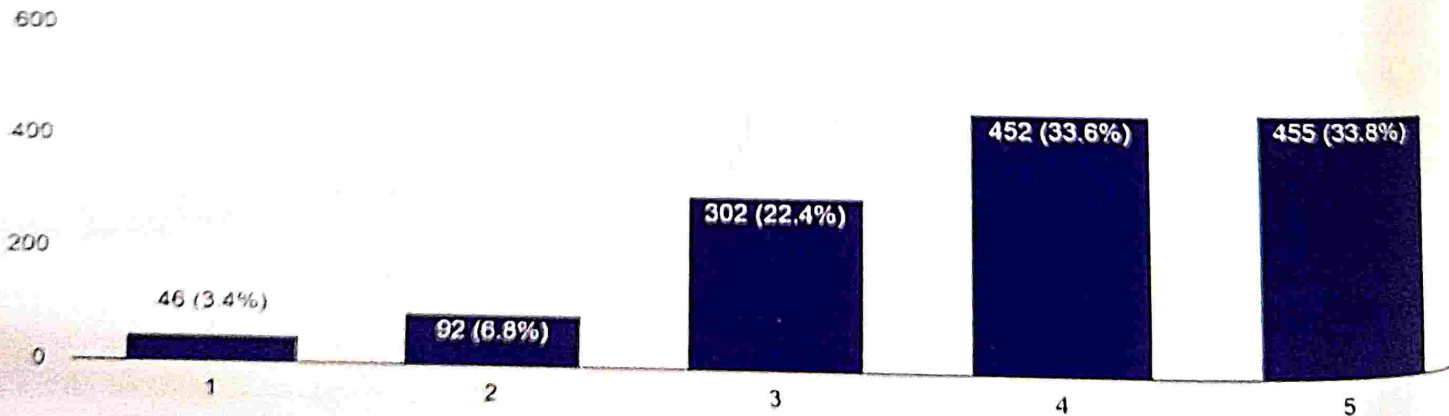


**Findings:** The findings show that the majority of respondents (69.3%) rated the curriculum evaluation points as Excellent or Very Good. 20.9% rated it Good, 6.69% Satisfactory, and 3.3% rated it as Unsatisfactory.

**Interpretation:** This survey suggests that the majority of respondents are satisfied with the allocation of credits to the course. This indicates that the course is designed in a way that adequately reflects the amount of work required to properly complete it.

**Recommendation:** Based on the results of this survey, it is recommended that the allocation of credits to the course remain unchanged. This will ensure that the course remains in line with the amount of work required of students and that students remain satisfied with the course.

3. The course was well organized, logical and consistent ಕೋರ್ಸ್ ಉತ್ತಮವಾಗಿ ಸಂಘಟಿತವಾಗಿದೆ, ತಾರ್ಕಿಕ ಮತ್ತು ಸ್ಥಿರವಾಗಿದೆ  
1,347 responses



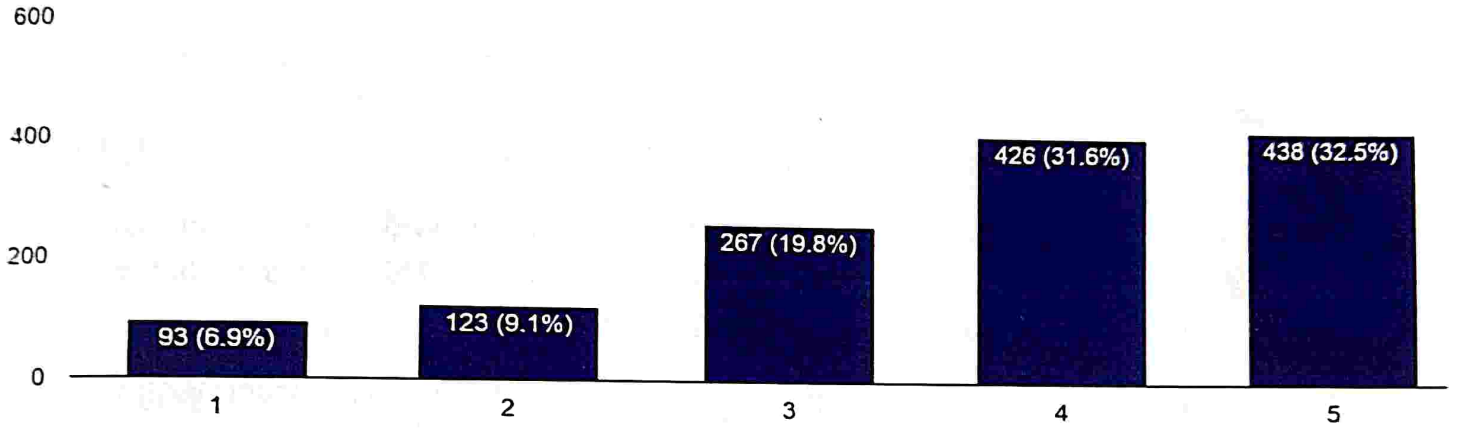
## Feedback Report 2021-22

**Findings:** This survey shows that the course was well-received by the participants, with 33.8% of respondents rating it as excellent, 33.6% rating it as very good, and 22.4% rating it as good. Only 6.8% of respondents rated the course as satisfactory, and 3.4% rated it as unsatisfactory.

**Interpretation:** The survey results indicate that the course was generally well-received by participants and that most of them enjoyed the experience.

**Recommendation:** The high ratings suggest that the course was successful and that similar courses should be organized in the future. The results also suggest that the course should be improved in certain areas, such as increasing the level of satisfaction among those who rated it as satisfactory.

4. The contents of the syllabus are easy to learn within set time period ಪಠ್ಯಕ್ರಮದ ವಿಷಯಗಳನ್ನು ನಿಗದಿತ ಸಮಯದೊಳಗೆ ಕಲಿಯಲು ಸುಲಭವಾಗಿದೆ  
1,347 responses

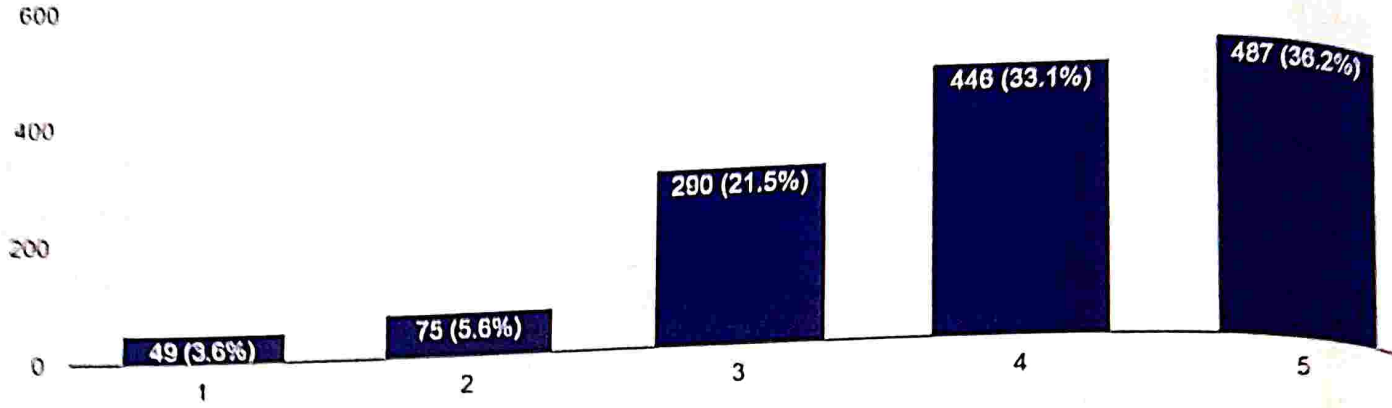


**Findings:** Based on the response, the majority of respondents found the contents of the syllabus to be easy to learn within the set time period. 32.52% of respondents rated it as excellent, 31.6% of respondents rated it as very good, 19.8% of respondents rated it as good, 9.1% of respondents rated it as satisfactory, and 6.9% of respondents rated it as unsatisfactory.

**Interpretation:** Overall, the majority of respondents found the contents of the syllabus to be easy to learn within the set time period.

**Recommendation:** Based on the survey results, the syllabus should be maintained as-is. However, further efforts should be made to improve the resources available to students, such as providing additional study materials and offering additional support services to help struggling students. Additionally, the syllabus should be periodically reviewed to ensure that it is up-to-date and relevant to current trends in the field.

5. The units in the syllabus are properly sequenced. ಪಠ್ಯಕ್ರಮದಲ್ಲಿನ ಘಟಕಗಳು ಸರಿಯಾಗಿ ಅನುಕ್ರಮವಾಗಿರುತ್ತವೆ  
1,347 responses

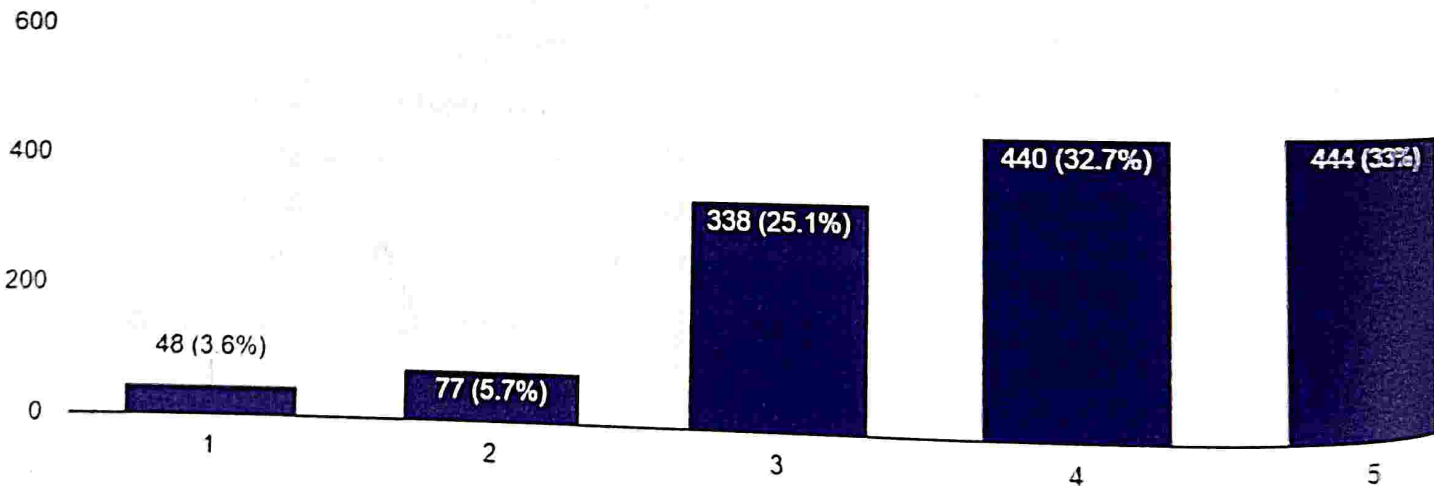


**Findings:** The findings from the survey indicate that most respondents thought that the units in the syllabus were properly sequenced. 36.2% of respondents rated the syllabus as excellent, 33.1% rated it as very good, 21.5% rated it as good, 5.6% rated it as satisfactory and 3.6% rated it as unsatisfactory.

**Interpretation:** The majority of respondents found the units in the syllabus to be properly sequenced, with only a small percentage rating the syllabus as unsatisfactory. This indicates that the syllabus is generally well-structured and easily understood by students.

**Recommendation:** Based on the results of the survey, it is recommended that the syllabus be maintained in its current form. If there are any modifications to be made, they should be minor in nature and take into account the feedback received from students.

6. The objectives/learning outcomes for each part of the course were clear, precise and specific ಕೋರ್ಸ್‌ನ ಪ್ರತಿಯೊಂದು ಭಾಗದ ಉದ್ದೇಶಗಳು/ಕಲಿಕೆಯ ಫಲಿತಾಂಶಗಳು ಸ್ಪಷ್ಟ, ನಿಖರ ಮತ್ತು ನಿರ್ದಿಷ್ಟವಾಗಿವೆ.  
1,347 responses



## Feedback Report 2021-22

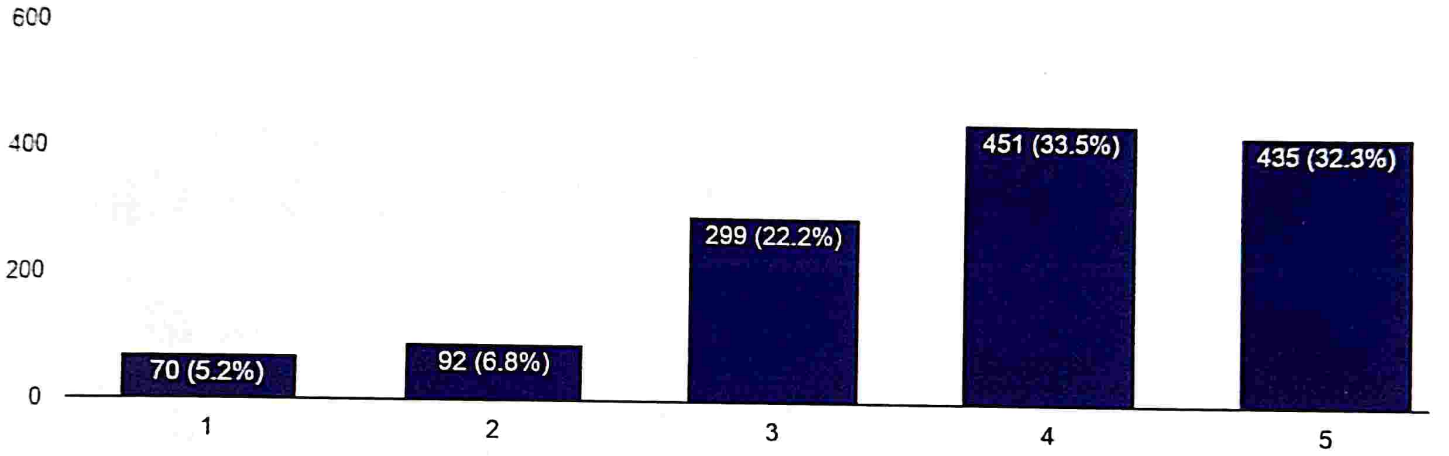
**Findings:** The majority of the respondents rated the objectives/learning outcomes for each part of the course as either excellent or very good. 33% of the respondents rated them as excellent, 32.7% rated them as very good, 25.1% rated them as good, 5.7% rated them as satisfactory and 3.6% rated them as unsatisfactory.

**Interpretation:** The results indicate that the objectives/learning outcomes for each part of the course were clear, precise and specific.

**Recommendation:** The objectives/learning outcomes should be maintained at the same level of quality in order to ensure that students have a clear understanding of what they are expected to learn.

7. Instructional materials used in the course contributed to my learning ಕೋರ್ಸ್‌ನಲ್ಲಿ ಬಳಸಿದ ಬೋಧನಾ ಸಾಮಗ್ರಿಗಳು ನನ್ನ ಕಲಿಕೆಗೆ ಕೊಡುಗೆ ನೀಡಿವೆ

1,347 responses

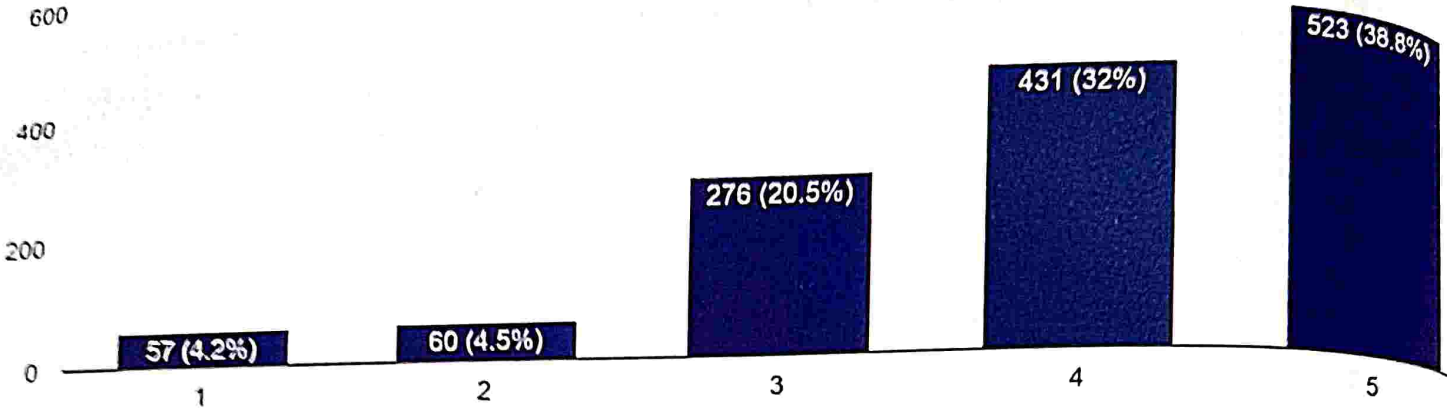


**Findings:** The findings indicate that the majority of students (65.8%) have rated the instructional materials used in the course as either Excellent or Very Good. A smaller proportion (29%) has rated the materials as Good or Satisfactory, and a very small proportion (5.2%) have rated them as Unsatisfactory.

**Interpretation:** The results of the survey suggest that the instructional materials used in the course have been generally well received by the students, with the majority of them finding them to be of a high quality.

**Recommendation:** Based on the survey results, it is recommended that the instructional materials used in the course should be maintained and further developed where appropriate, in order to ensure that the students continue to receive a high quality educational experience.

8. The required tests, assignments, projects accurately measured my attainment of these learning outcomes ಅಗತ್ಯವಿರುವ ಪರೀಕ್ಷೆಗಳು, ಕಾರ್ಯೋದ್ದೇಶಗಳು, ಯ... ಫಲಿತಾಂಶಗಳ ನನ್ನ ಸಾಧನೆಯನ್ನು ನಿಖರವಾಗಿ ಅಳೆಯುತ್ತವೆ  
1,347 responses



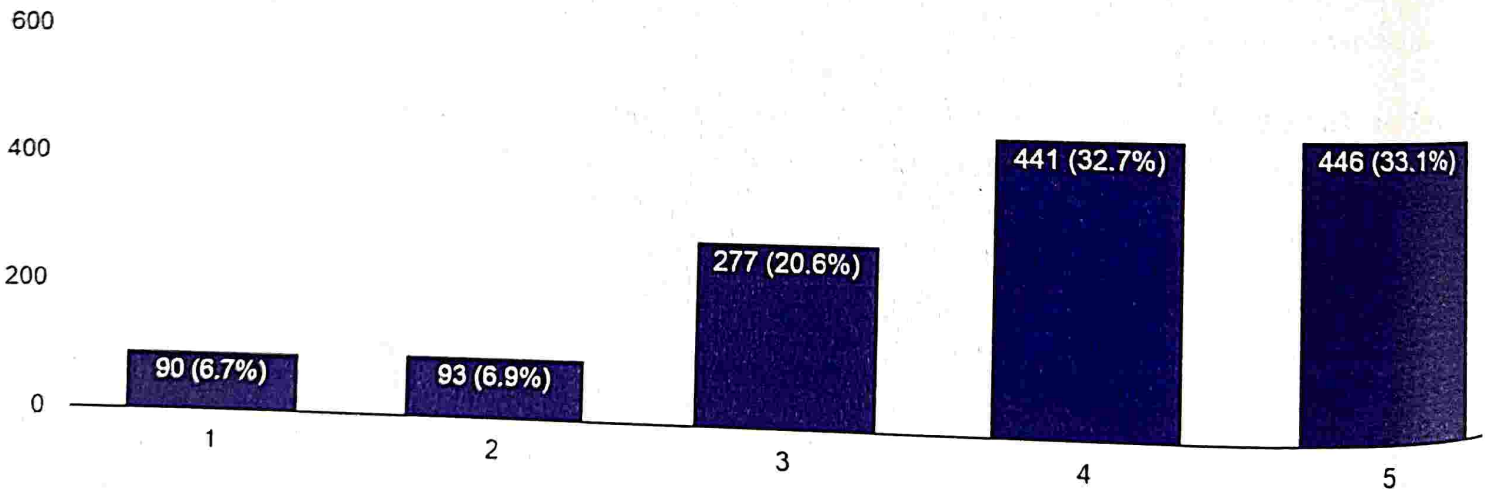
**Findings:** The results of the tests, assignments, and projects show that the majority of students have achieved excellent (38.8%) and very good (32.00%) learning outcomes. 20.5% achieved good outcomes, 4.5% achieved satisfactory outcomes, and 4.2% achieved unsatisfactory outcomes.

**Interpretation:** The majority of students have demonstrated a high level of attainment of the learning outcomes.

**Recommendation:** The tests, assignments, and projects should be kept in place as they have been successful in measuring student learning outcomes. Continuing to monitor and assess student learning outcomes is important to ensure that students are meeting their learning objectives.

9. Is the open elective syllabus is relevant? ಮುಕ್ತ ಆಯ್ಕೆಯ ಪಠ್ಯಕ್ರಮವು ಪ್ರಸ್ತುತವಾಗಿದೆಯೇ?

1,347 responses



**Findings:** Based on the survey results, the open elective syllabus appears to be mostly positively received. 33.1% of respondents rated the syllabus as excellent, 32.7% rated it as very good, 20.6% rated it as good, 6.90% rated it as satisfactory, and 6.7% rated it as unsatisfactory.

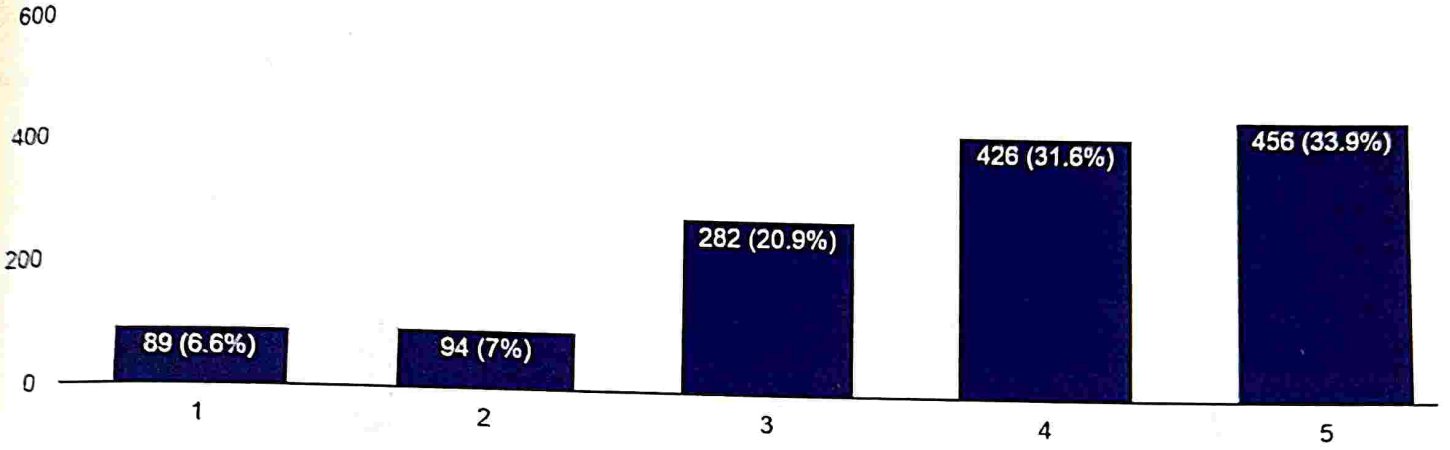


## Feedback Report 2021-22

**Interpretation:** The majority of respondents rated the open elective syllabus positively, indicating that they feel it is relevant.

**Recommendation:** The open elective syllabus should be maintained, as it appears to be meeting the needs of the majority of respondents. However, further consideration should be given to improving the syllabus to better meet the needs of those who rated it as unsatisfactory.

10. Scope for acquiring employability and entrepreneurship skills through curriculum is ಪಠ್ಯಕ್ರಮದ ಮೂಲಕ ಉದ್ಯೋಗ ಮತ್ತು ಉದ್ಯಮಶೀಲತೆ ಕೌಶಲ್ಯಗಳನ್ನು ಪಡೆದುಕೊಳ್ಳುವ ವ್ಯಾಪ್ತಿ  
1,347 responses



**Findings:** The majority of students (65.5%) have an excellent or very good scope for acquiring employability and entrepreneurship skills through curriculum. 20.9% of students have a good scope and 13.6% of students have a satisfactory or unsatisfactory scope.

**Interpretation:** The findings suggest that the majority of students have access to a good level of curriculum-based employability and entrepreneurship skills, however there is still a significant number of students with a lower level of access.

**Recommendation:** It is recommended that the University should look into ways of improving the curriculum to ensure that all students have access to the same level of employability and entrepreneurship skills. This could include introducing more activities and workshops to teach these skills, or providing additional resources and materials to help students learn.

  
**PRINCIPAL**

**Sree Siddaganga College**  
of Arts, Science and Commerce,  
B.H. Road, TUMKUR-572 102.

# Feedback Report 2021-22

## TEACHERS' FEEDBACK 2021-22

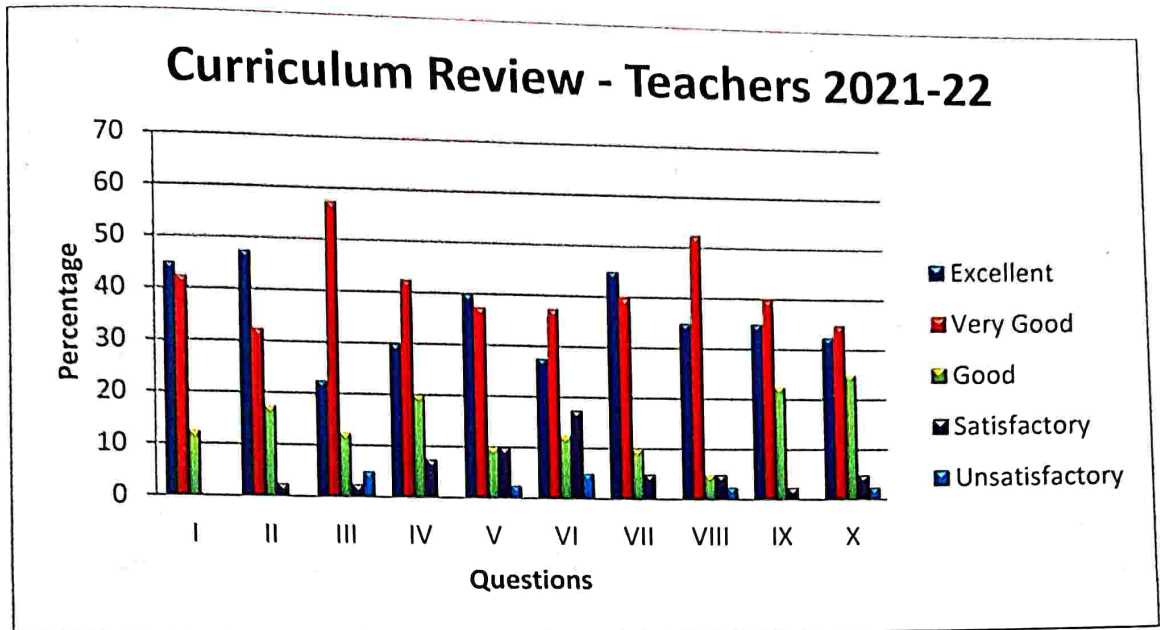
Teachers' feedback is an important parameter for quality improvement of the curriculum and the quality of the student of institution. Teacher's feedback on curriculum is received every year and evaluated by IQAC and necessary updation is carried in the curriculum design and syllabus for the betterment of the student community.

A feedback was collected from the faculty members of all the streams regarding curriculum. A mixed questionnaire was used to collect the response of the teachers in the context of various dimensions of curriculum. Response regarding various dimensions of curriculum/syllabus can be summarized as following

Question No	Curriculum Evaluation Points	Response in %				
		Excellent	Very Good	Good	Satisfactory	Unsatisfactory
I	Syllabus is suitable to the course	45.0	42.5	12.5	0.0	0.0
II	Objectives of the Curriculum are well defined and clear to teachers and students	47.5	32.5	17.5	2.5	0.0
III	The curriculum has good balance between theory and application	22.5	57.5	12.5	2.5	5.0
IV	The Books prescribed/listed as reference material in curriculum are relevant and appropriate	30.0	42.5	20.0	7.5	0.0
V	Sufficient number of prescribed books are available in the Library	40.0	37.5	10.0	10.0	2.5
VI	I have the freedom to propose, modify, suggest and incorporate new topics in the syllabus through proper forum	27.5	37.5	12.5	17.5	5.0
VII	The course/syllabus has made me interested in the subject area	45.0	40.0	10.0	5.0	0.0
VIII	The course/syllabus of this subject increased my knowledge and perspective in the subject area.	35.0	52.5	5.0	5.0	2.5
IX	The course/programme of studies carries sufficient number of optional papers.	35.0	40.0	22.5	2.5	0.0

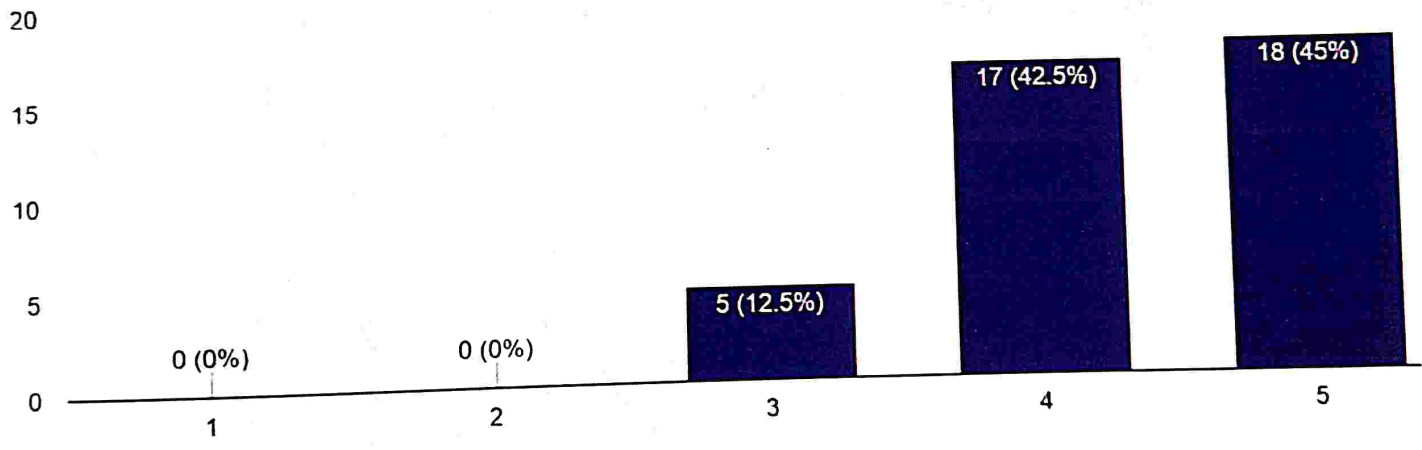
# Feedback Report 2021-22

X	Curriculum enhanced employability	32.5	35.0	25.0	5.0	2.5
---	-----------------------------------	------	------	------	-----	-----



## 1. Syllabus is suitable to the course

40 responses



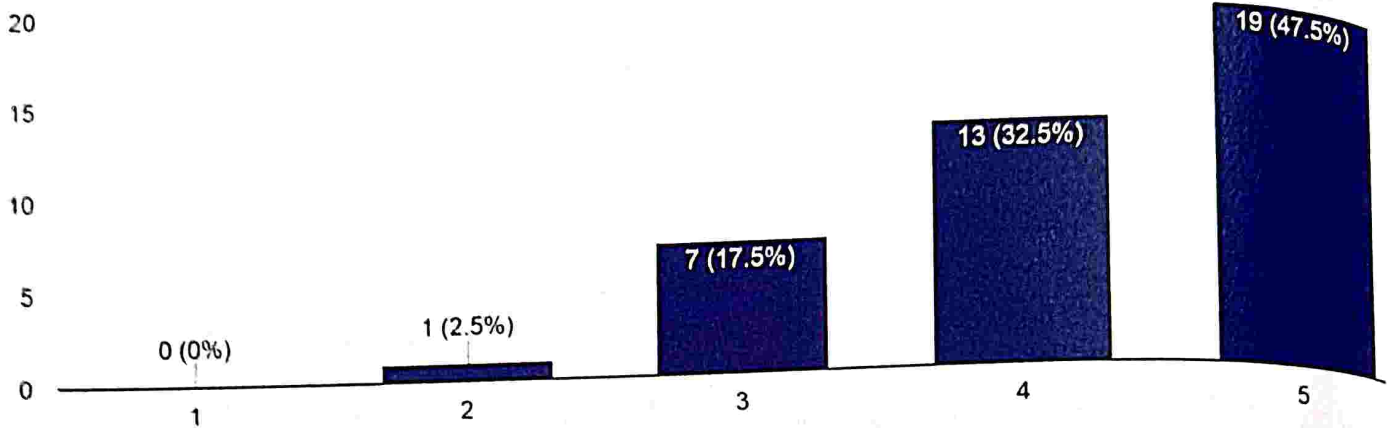
**Findings:** The findings of the survey show that a majority of the respondents (87.5%) rated the syllabus of the course as excellent or very good.

**Interpretation:** This indicates that the syllabus of the course is well-suited for the students and is able to cover the topics taught in the course.

**Recommendation:** Based on the results, it can be recommended that the syllabus of the course should remain unchanged. However, the frequency of review should be increased to ensure that the syllabus is still appropriate and relevant to the course.

## 2. Objectives of the Curriculum are well defined and clear to teachers and students

40 responses



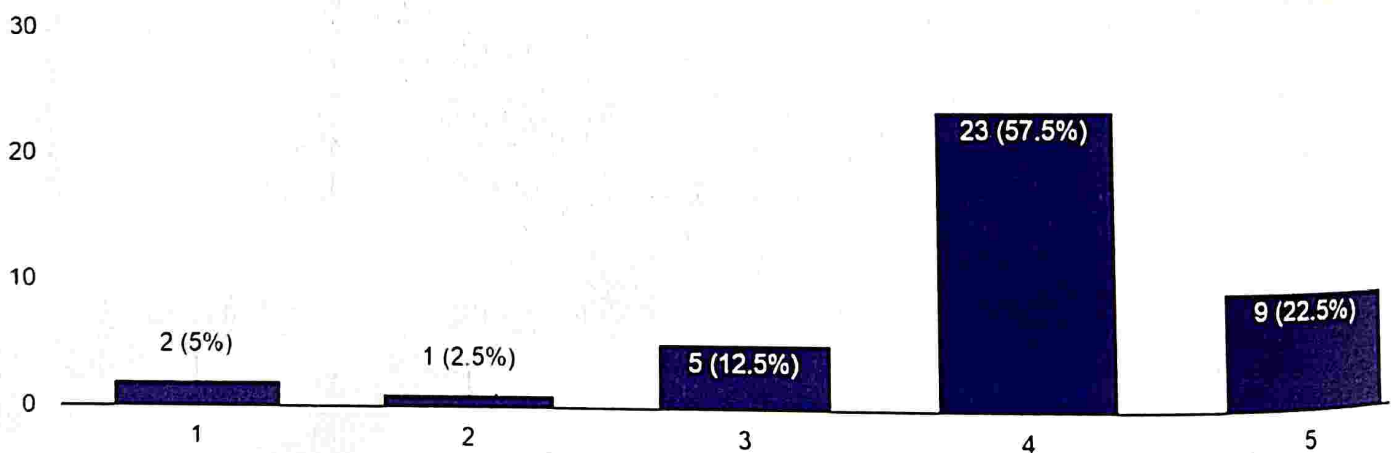
**Findings:** The findings of this data suggest that the objectives of the curriculum are overwhelmingly well-defined and clear to both teachers and students. 47.5% of respondents rated it as excellent, 32.5% as very good, 17.5% as good, 2.5% as satisfactory, and 0.0% as unsatisfactory.

**Interpretation:** The results indicate that the objectives of the curriculum are largely understood and appreciated by the teachers and students. This suggests that the curriculum is effective in communicating the goals to the relevant stakeholders.

**Recommendation:** Given the positive feedback from the survey, there is no need to make any changes to the curriculum objectives. However, it is recommended that the curriculum be regularly evaluated to ensure that it meets the evolving needs of the teachers and students.

## 3. The curriculum has good balance between theory and application

40 responses



**Findings:** Based on the data provided, it can be seen that the majority of the respondents (80%) think that the curriculum has a good balance between theory and application, with 22.5% giving it an excellent rating and 57.5% giving it a very good rating. 12.5% of the respondents indicated that the

## Feedback Report 2021-22

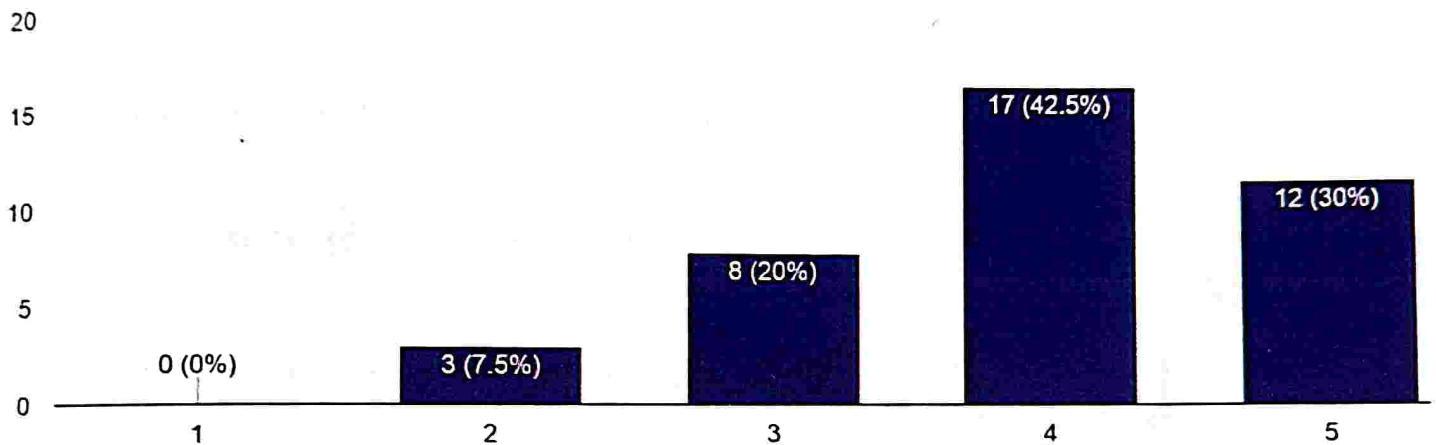
balance was good, while 2.5% of the respondents indicated that it was satisfactory. Lastly, only 5% of the respondents indicated that the balance was unsatisfactory.

**Interpretation:** Overall, the data indicates that the majority of the respondents think that the curriculum has a good balance between theory and application. However, a small percentage of respondents were unsatisfied with the balance, indicating that there may be room for improvement.

**Recommendation:** It is recommended that the curriculum be reviewed and improved to ensure that the balance between theory and application is satisfactory for all respondents. Additionally, feedback from respondents should be collected and incorporated into the curriculum to further improve the balance.

### 4. The Books prescribed/listed as reference material in curriculum are relevant and appropriate

40 responses



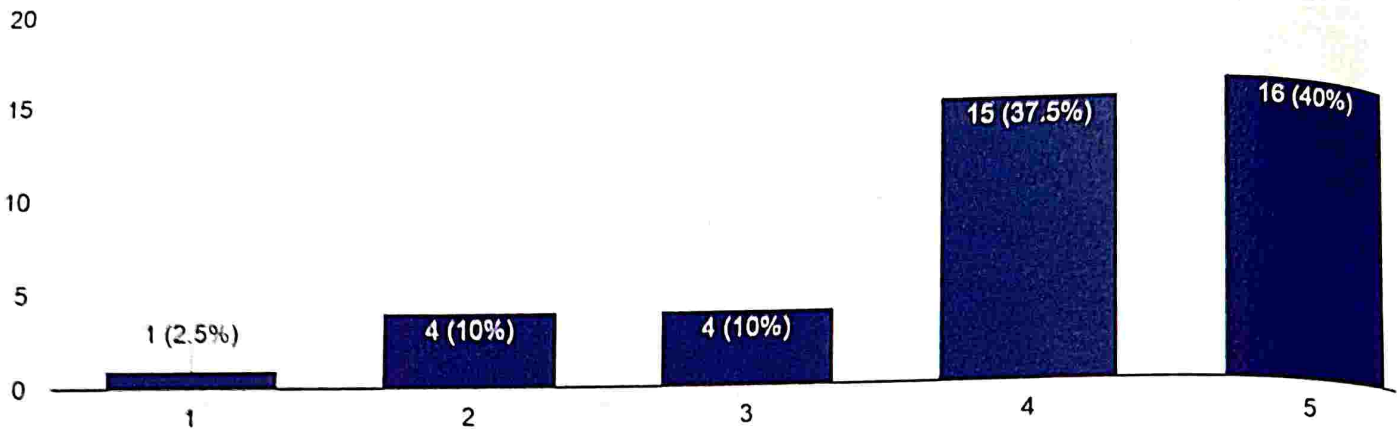
**Findings:** The data shows that the books prescribed/listed as reference material in the curriculum are well received by the teachers 30.0% of the teachers rated them as excellent, 42.5% as very good, 20.0% as good, 7.5% as satisfactory and 0.0% as unsatisfactory.

**Interpretation:** The results of the data indicate that the books prescribed/listed as reference material in the curriculum are relevant and appropriate for students.

**Recommendation:** As the majority of the teachers have rated the books as excellent or very good, it is recommended that the college continue to use these books as reference material in the curriculum. The college should also consider introducing new books to the curriculum as this may help to further improve the teachers' learning experience.

## 5. Sufficient number of prescribed books are available in the Library

40 responses



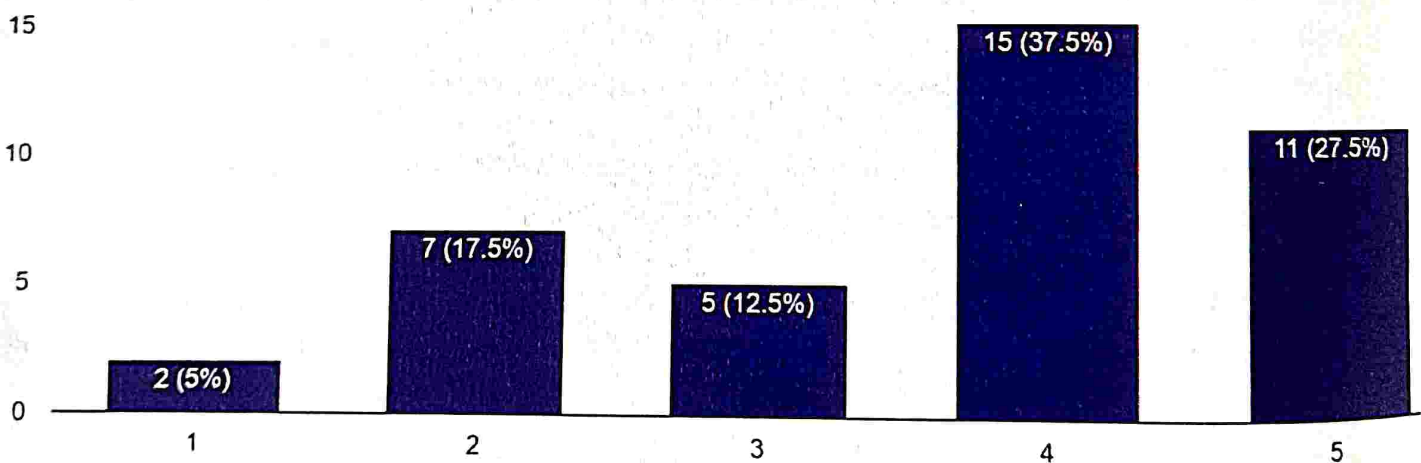
**Findings:** 40% of the prescribed books available in the library are excellent, 37.5% of them are very good, 10% are good, 10% are satisfactory and only 2.5% are unsatisfactory.

**Interpretation:** The library has a good collection of prescribed books as the majority of them are either excellent or very good.

**Recommendation:** The library should focus on increasing the quality of the books to ensure all the books are either excellent or very good.

## 6. I have the freedom to propose, modify, suggest and incorporate new topics in the syllabus through proper forum

40 responses



**Findings:** The findings indicate that most of the respondents have rated their freedom to propose, modify, suggest and incorporate new topics in the syllabus through proper forum as Excellent (27.5%) or Very Good (37.5%).

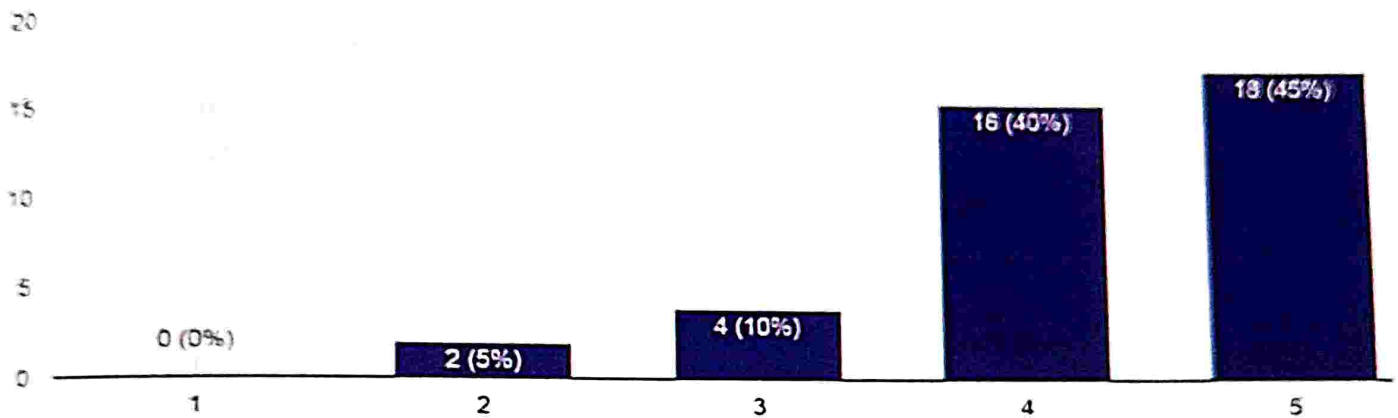
## Feedback Report 2021-22

**Interpretation:** The interpretation of the data suggests that most respondents have a positive opinion of their freedom to propose, modify, suggest and incorporate new topics in the syllabus through proper forum.

**Recommendation:** Based on the findings, it is recommended that the organization should continue to provide its employees with the freedom to propose, modify, suggest and incorporate new topics in the syllabus through proper forum. This will help create a more collaborative and innovative environment which encourages employees to think and act more creatively. Additionally, it is also recommended that the organization should continue to monitor the satisfaction levels of its employees regarding their freedom to propose, modify, suggest and incorporate new topics in the syllabus through proper forum.

### 7. The course/syllabus has made me interested in the subject area

40 responses



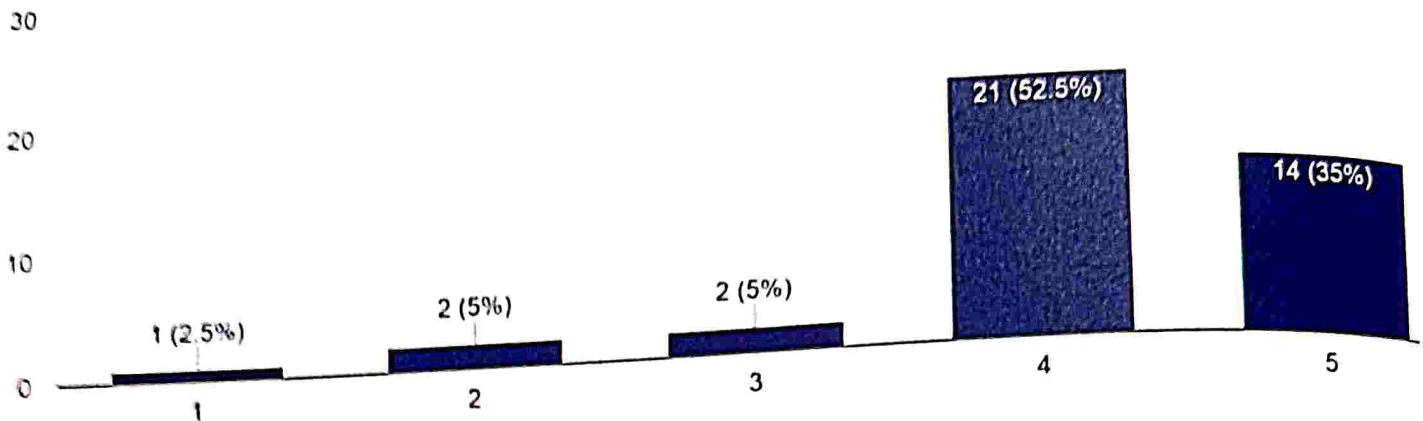
**Findings:** The majority of respondents (85%) have rated the course/syllabus as either excellent or very good, indicating that they are highly interested in the subject area. 10% of respondents have rated the course/syllabus as good, 5% as satisfactory and 0% as unsatisfactory.

**Interpretation:** The results indicate that the course/syllabus has been successful in engaging respondents and making them interested in the subject area.

**Recommendation:** The course/syllabus should be maintained and further developed to ensure that students remain engaged and interested in the subject area. Further research could be conducted to determine how the course/syllabus can be further improved.

8. The course/syllabus of this subject increased my knowledge and perspective in the subject area.

40 responses



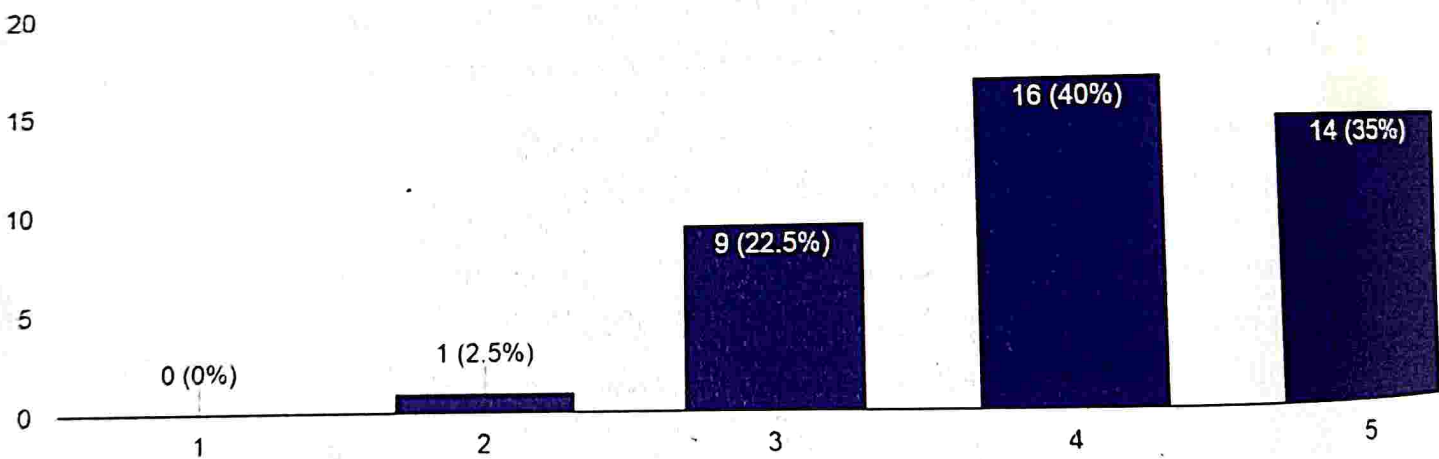
**Findings:** The survey results revealed that the majority of students (87.5%) rated the course/syllabus of this subject as either excellent or very good. A small percentage of students (7.5%) rated it as satisfactory or unsatisfactory.

**Interpretation:** The data indicates that the course/syllabus of this subject was positively received by the majority of the students surveyed.

**Recommendation:** The course should be maintained in its current form and no changes should be made to the syllabus.

9. The course/programme of studies carries sufficient number of optional papers.

40 responses



**Findings:** The data shows that the majority of students who took the course/programme of studies rated it highly, with 35.0% rating it as Excellent, 40.0% rating it as Very Good, 22.5% rating it as Good, 2.5% rating it as Satisfactory and 0.0% rating it as Unsatisfactory.

**Interpretation:** Overall, this data suggests that the course/programme of studies is highly rated by students and is meeting their expectations.

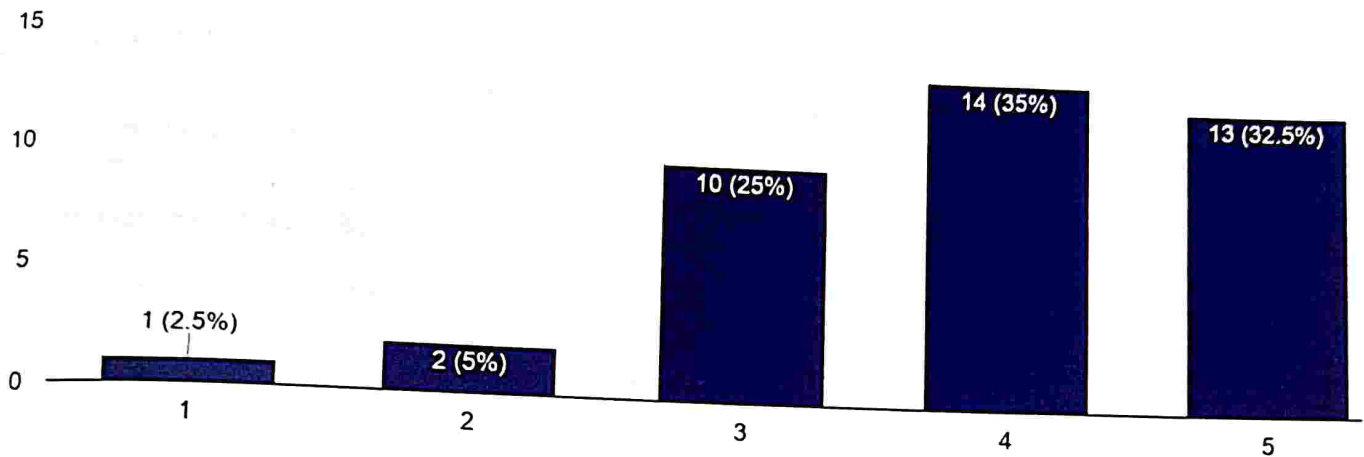


## Feedback Report 2021-22

**Recommendation:** Based on these findings, it is recommended that the course/programme of studies should be continued and further efforts should be made to increase the satisfaction of students.

### 10. Curriculum enhanced employability

40 responses



**Findings:** The findings from the data show that the majority of participants found the curriculum to have enhanced their employability, with a total of 97.5% rating it as either excellent, very good or good. Only 7.5% of participants rated the curriculum as either satisfactory or unsatisfactory.

**Interpretation:** The results indicate that the curriculum has had a positive effect on the participants' employability. This suggests that the curriculum is effective in teaching the skills necessary to help students find employment.

**Recommendation:** The results suggest that the curriculum is successful in helping students find employment. Therefore, it is recommended that the curriculum be continued to help students gain the necessary skills and knowledge to find employment after graduating.

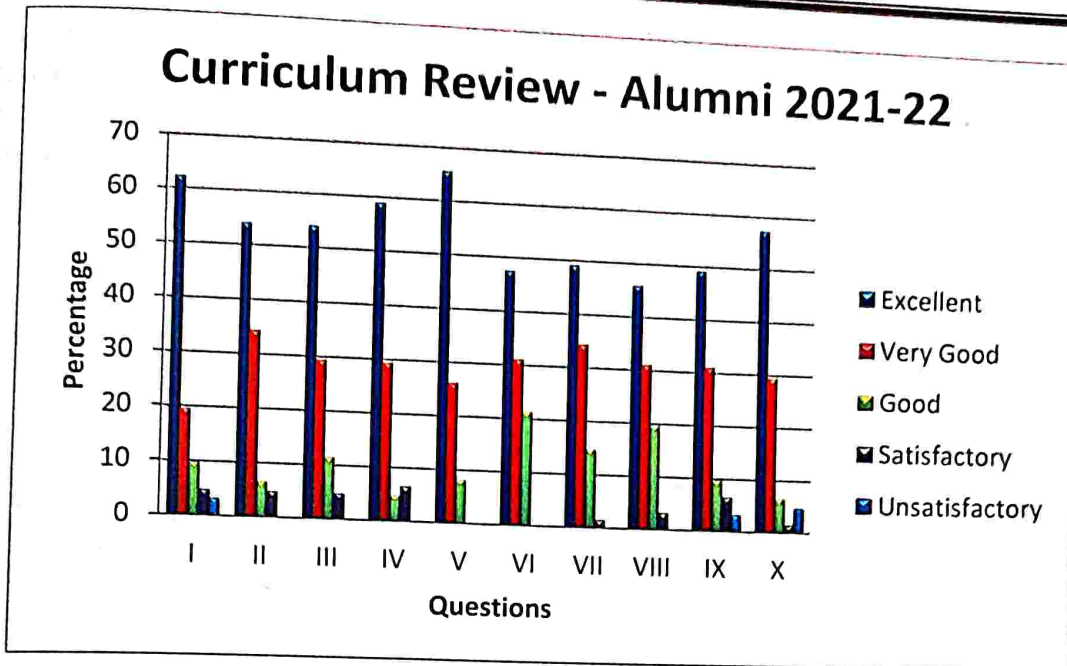
**PRINCIPAL**

**Sree Siddaganga College**  
of Arts, Science and Commerce.  
B.H. Road, TUMKUR-572 102.

**ALUMNIS' FEEDBACK 2021-22**

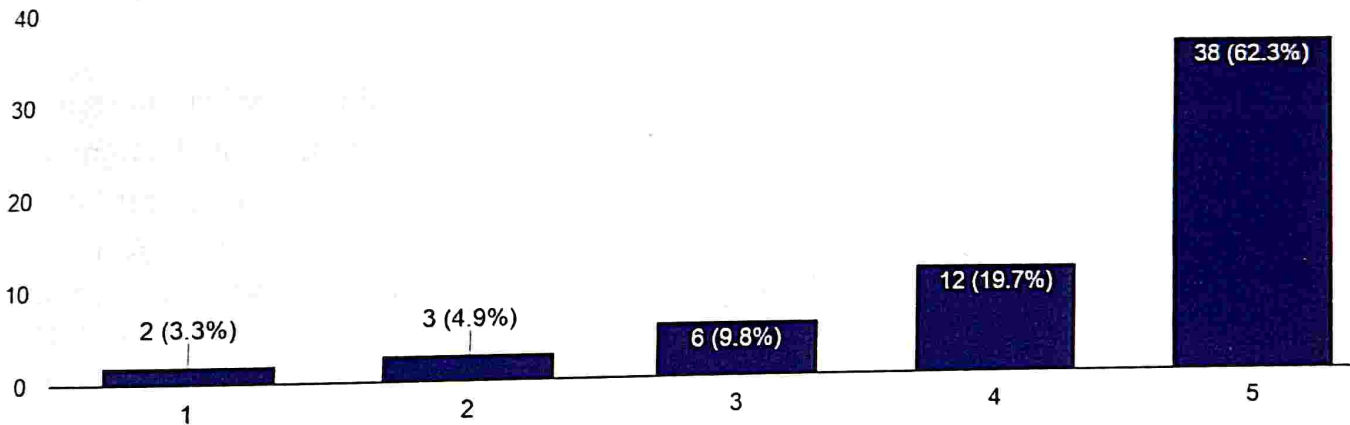
Feedback of the Alumni is an essential component for analysis and improvement in the high education academic culture. The Feedback Committee of the college collects feedback form from Alumni pertaining to the varied aspects of the curriculum studied. The feedback forms have been designed with the help of Google forms and shared with the alumni through social media groups. Under the guidance of Internal Quality Assurance Cell, committee has collected feedback through google form from 61 Alumnis. The analysis of the feedback is given as follow

Question No	Curriculum Evaluation Points	Response in %				
		Excellent	Very Good	Good	Satisfactory	Unsatisfactory
I	The Syllabus studied by me was relevant to my professional life	62.3	19.7	9.8	4.9	3.3
II	The contents of the Syllabus were revised at reasonable intervals.	54.1	34.4	6.6	4.9	0.0
III	The syllabus imparted value based learning in terms of skills, concepts, knowledge and critical thinking in students	54.1	29.5	11.5	4.9	0.0
IV	Aims and objectives of the syllabus were well defined and clear to the teachers and students.	59	29.5	4.9	6.6	0.0
V	The course/ syllabus increased my knowledge and understanding of the subject studied.	65.6	26.2	8.2	0.0	0.0
VI	The prescribed books were relevant, updated and appropriate.	47.5	31.1	21.3	0.0	0.0
VII	The syllabus was directly related to enhancing practical competencies.	49.2	34.4	14.8	1.6	0.0
VIII	The syllabus was need based as per the requirement of the job/industry.	45.9	31.1	19.7	3.3	0.0
IX	Sufficient number of co-curricular activities were arranged during my study period	49.2	31.1	9.8	6.6	3.3
X	The institute provides sufficient opportunity to participate in extracurricular activities	57.4	29.5	6.6	1.6	4.9



1. The Syllabus studied by me was relevant to my professional life

61 responses



**Findings:** The survey results show that the majority of respondents (62.3%) rated the syllabus as excellent. 19.7% rated it as very good, 9.8% rated it as good, 4.9% rated it as satisfactory, and 3.3% rated it as unsatisfactory.

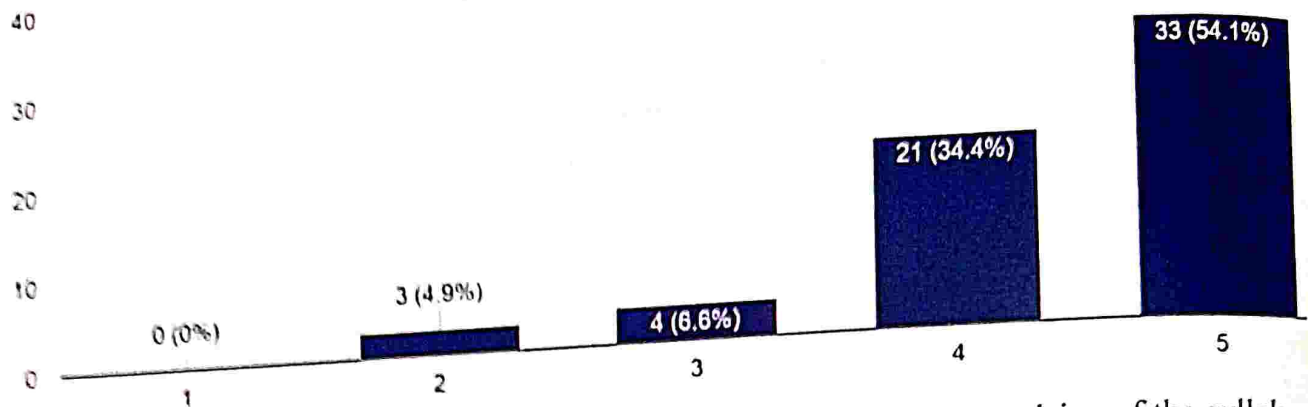
**Interpretation:** The results indicate that the syllabus was generally well received by the respondents, with the majority rating it as excellent or very good.

**Recommendation:** Based on the results of the survey, it is recommended that the syllabus remains as is for future iterations of the course.

## Feedback Report 2021-22

2. The contents of the Syllabus were revised at reasonable intervals.

61 responses



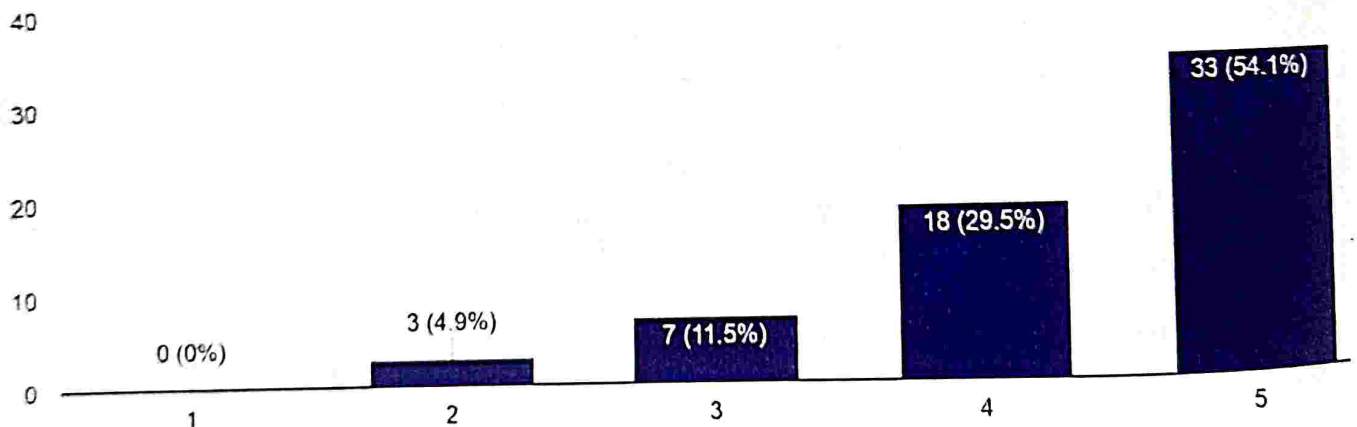
**Findings:** The findings show that the majority of the respondents rated the revision of the syllabus at reasonable intervals as excellent (54.1%), followed by very good (34.4%), good (6.6%), satisfactory (4.9%) and no respondents rated the revision as unsatisfactory (0.0%).

**Interpretation:** The interpretation of the data is that the majority of the respondents are satisfied with the revision of the syllabus at reasonable intervals.

**Recommendation:** The recommendation based on the data is that the organization should continue to revise the syllabus at reasonable intervals in order to maintain the satisfaction level of the respondents.

3. The syllabus imparted value based learning in terms of skills, concepts, knowledge and critical thinking in students

61 responses



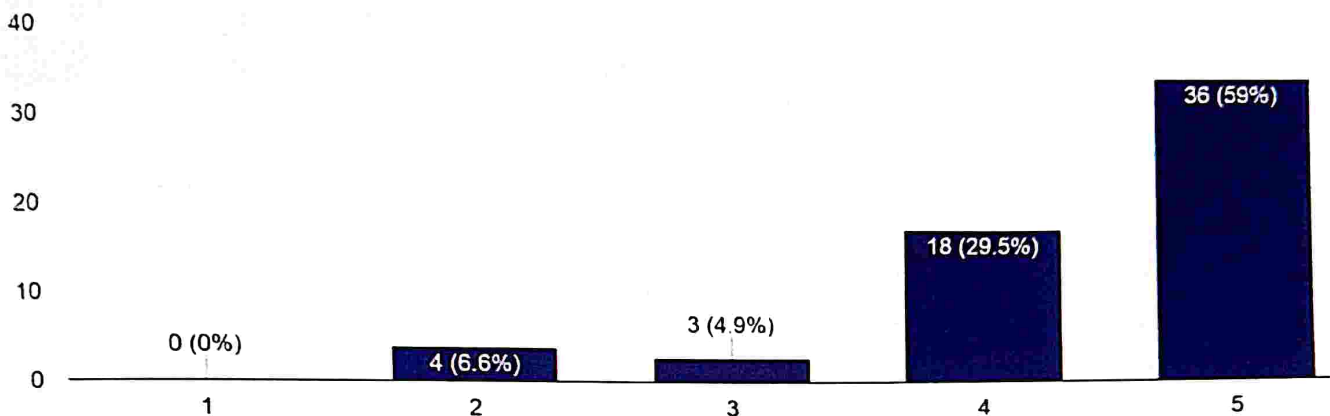
**Findings:** The data shows that the majority of students (84.6%) are satisfied with the syllabus imparted value-based learning in terms of skills, concepts, knowledge, and critical thinking. 54.1% of students have rated the syllabus as excellent, 29.5% as very good, 11.5% as good, and 4.9% as satisfactory.

## Feedback Report 2021-22

**Interpretation:** The data suggests that the syllabus is imparting value-based learning successfully to students as more than 84% of the students are satisfied with the syllabus.

**Recommendation:** The syllabus should be further improved to make it better and more effective in imparting value-based learning to students. The syllabus should also be reviewed regularly to ensure that the students are learning the right skills, concepts, knowledge, and critical thinking.

4. Aims and objectives of the syllabus were well defined and clear to the teachers and students.  
61 responses



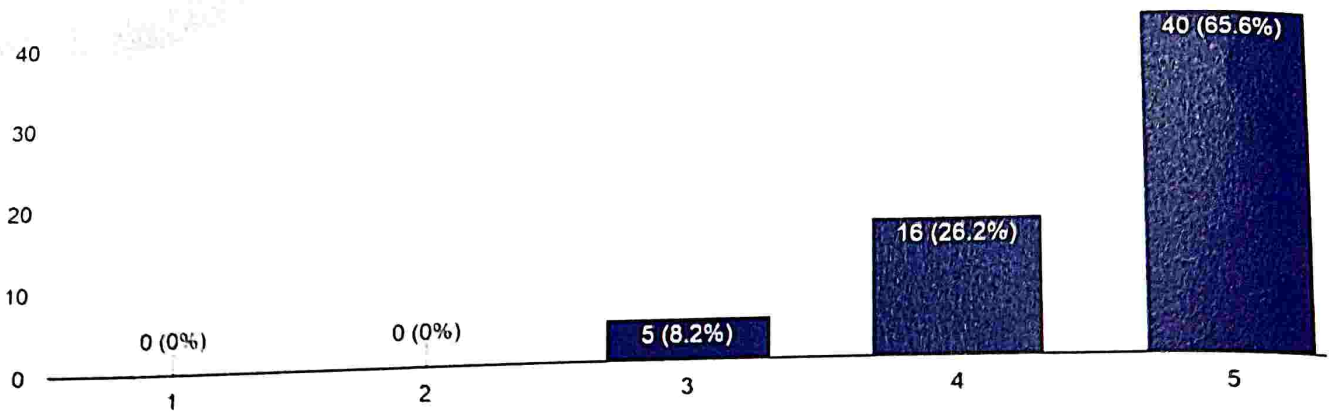
**Findings:** The findings from the data show that the aims and objectives of the syllabus were well defined and clear to the teachers and students, with 59% giving an excellent rating, 29.5% giving a very good rating, 4.9% giving a good rating, 6.6% giving a satisfactory rating and 0% giving an unsatisfactory rating.

**Interpretation:** The results indicate that the majority of teachers and students have a positive opinion of the clarity of the syllabus aims and objectives.

**Recommendation:** The syllabus aims and objectives should continue to be defined and communicated in a clear and concise manner. The teaching staff should also be given additional training to ensure they are able to effectively explain the syllabus aims and objectives to the students.

5. The course/ syllabus increased my knowledge and understanding of the subject studied.

61 responses



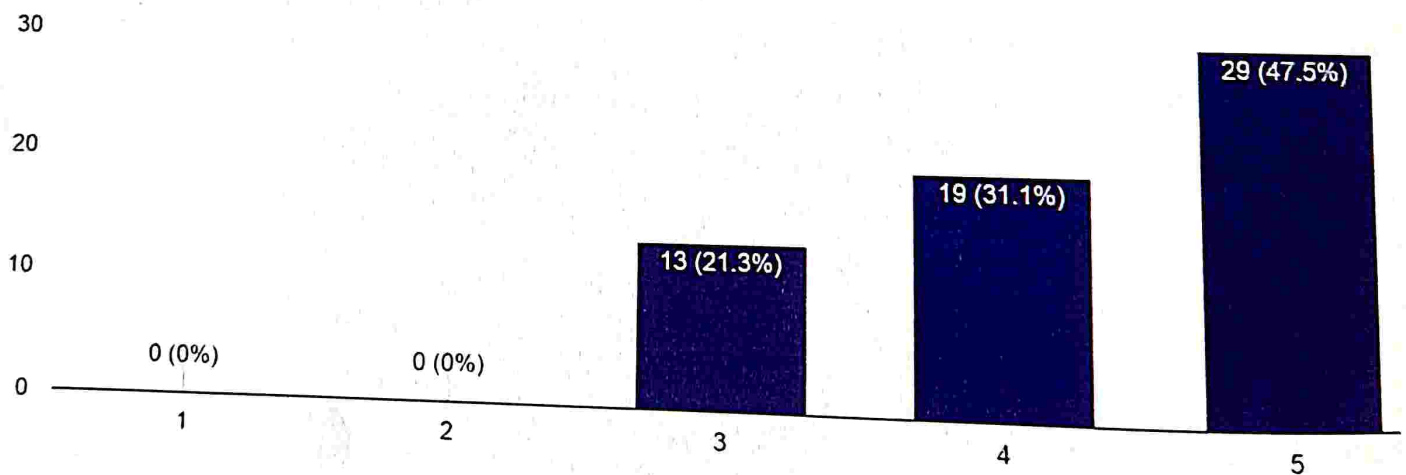
**Findings:** The findings show that most students had an excellent experience with the course/syllabus, with 65.6% of students rating the course/syllabus as excellent. 26.2% of students rated the course/syllabus as very good, 8.2% rated it as good, and 0% rated it as satisfactory or unsatisfactory.

**Interpretation:** The interpretation of these findings is that the course/syllabus was overall very well-received by the students, with the majority of students rating it as excellent.

**Recommendation:** Based on the findings, it is recommended that the course/syllabus be kept as is, as it is clearly effective in helping students increase their knowledge and understanding of the subject studied.

6. The prescribed books were relevant, updated and appropriate.

61 responses



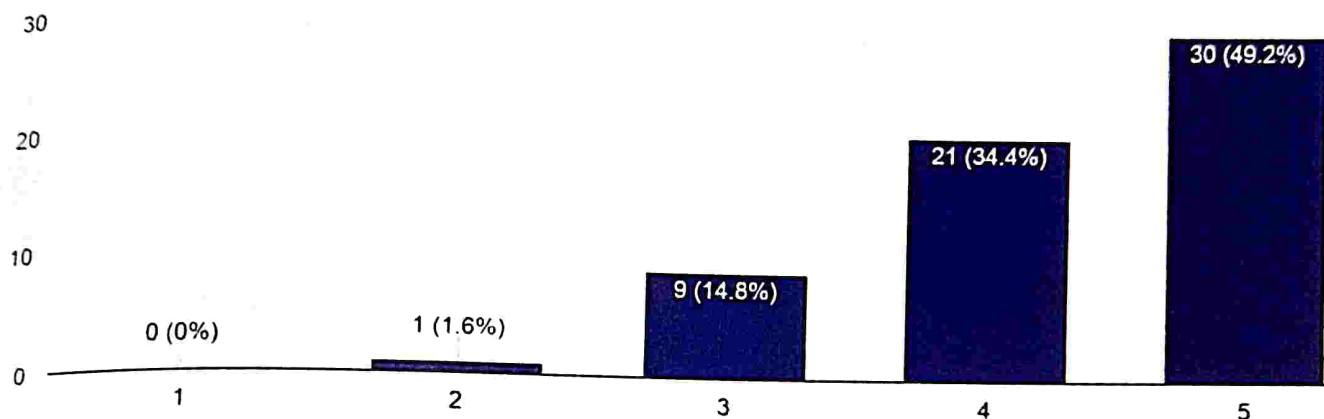
**Findings:** The findings of this survey indicate that the majority of respondents (78.6%) found the prescribed books to be either excellent or very good. In addition, 21.3% of respondents rated the books as good. No respondents found the books to be satisfactory or unsatisfactory.

**Interpretation:** The results of this survey suggest that the prescribed books are of high quality. Most respondents felt that the books were relevant, updated and appropriate.

**Recommendation:** Based on these results, it is recommended that the college continue to use the same prescribed books. However, it is also recommended that the books be periodically reviewed and updated to ensure they remain relevant and appropriate.

## 7. The syllabus was directly related to enhancing practical competencies.

61 responses



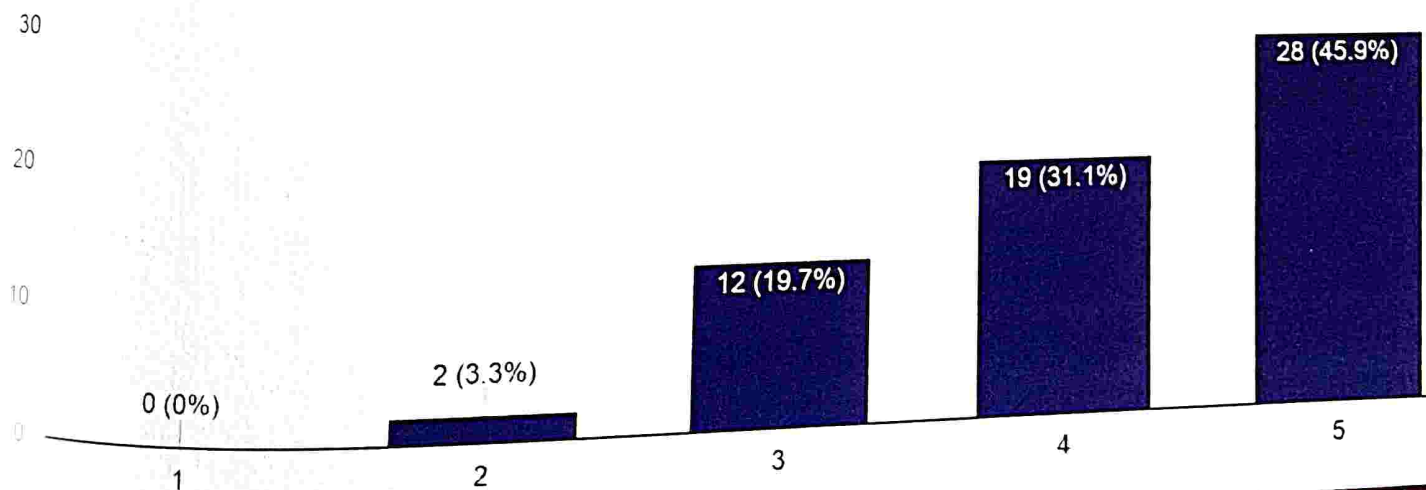
**Findings:** This data shows that the majority of the students in the survey (83.6%) rated the direct relationship between the syllabus and the enhancement of their practical competencies as either excellent or very good. Only 14.8% of the students rated it as good and only 1.6% of the students rated it as satisfactory. No students rated it as unsatisfactory.

**Interpretation:** This data indicates that the syllabus was successful in improving the practical competencies of the students, as the vast majority of them rated it highly.

**Recommendation:** The syllabus should be continued in its current form, as it is proven to be successful in enhancing practical competencies.

## 8. The syllabus was need based as per the requirement of the job/industry.

61 responses



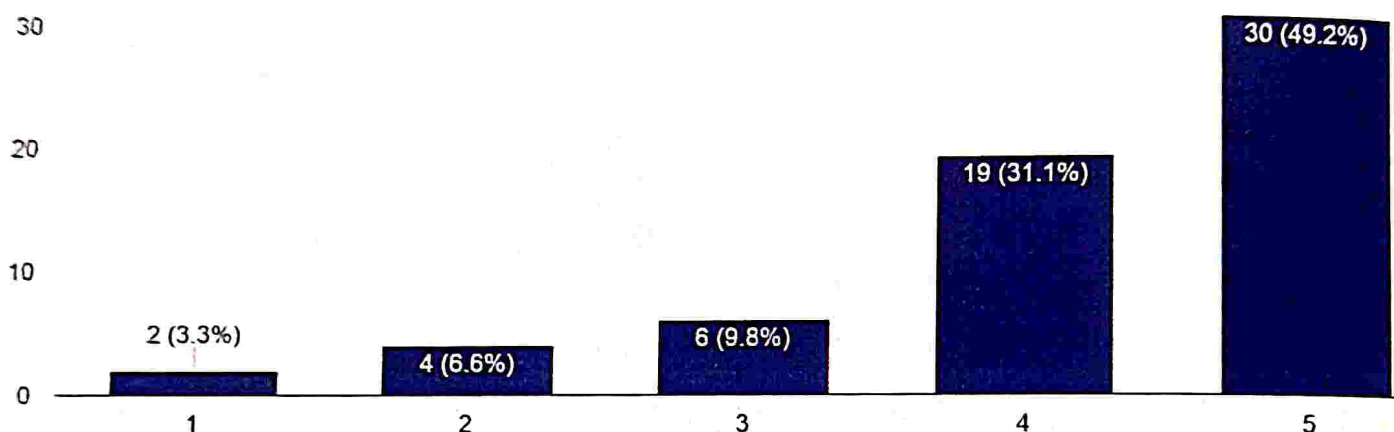
**Findings:** The findings from the survey show that the majority of respondents had a positive opinion of the syllabus, with 45.9% rating it as excellent, 31.1% rating it as very good, 19.7% rating it as good, and 3.3% rating it as satisfactory. No respondents rated it as unsatisfactory.

**Interpretation:** The data suggests that the syllabus was well-received by the respondents, with a majority indicating a positive opinion.

**Recommendation:** Given the positive feedback, there may be an opportunity to expand the syllabus further in order to further meet the needs of the job/industry.

## 9. Sufficient number of co-curricular activities were arranged during my study period

61 responses



**Findings:** The findings show that a sufficient number of co-curricular activities were arranged during the study period with 49.2% of students rating them as excellent, 31.1% as very good, 9.8% as good, 6.6% as satisfactory and 3.3% as unsatisfactory.


**Interpretation:** The results indicate that the majority of the students had a positive experience with the co-curricular activities arranged during the study period.

**Recommendation:** The college should continue to arrange co-curricular activities and ensure that they are of high quality, so that most students can have a positive experience with them.



## 10. The institute provides sufficient opportunity to participate in extracurricular activities

61 responses



The findings of this survey indicate that the majority of students find that the institute provides sufficient opportunity to participate in extracurricular activities. 57.4% of respondents rated their experience as excellent, 29.5% rated it as very good, 6.6% rated it as good, 1.6% rated it as satisfactory, and 4.9% rated it as unsatisfactory.

The interpretation of the data suggests that the institute is successfully providing enough opportunities for extracurricular activities, as most students are satisfied with the offerings.

The recommendation from this data is that the institute should continue to provide a variety of extracurricular activities, and should also focus on improving the quality and quantity of the activities to ensure that all students are able to participate and benefit from them. The institute should also consider expanding their offerings to include a wider range of activities so that students can find something that interests them.

  
**PRINCIPAL**

**Sree Siddaganga College**  
of Arts, Science and Commerce.  
B.H. Road, TUMKUR-572 102.

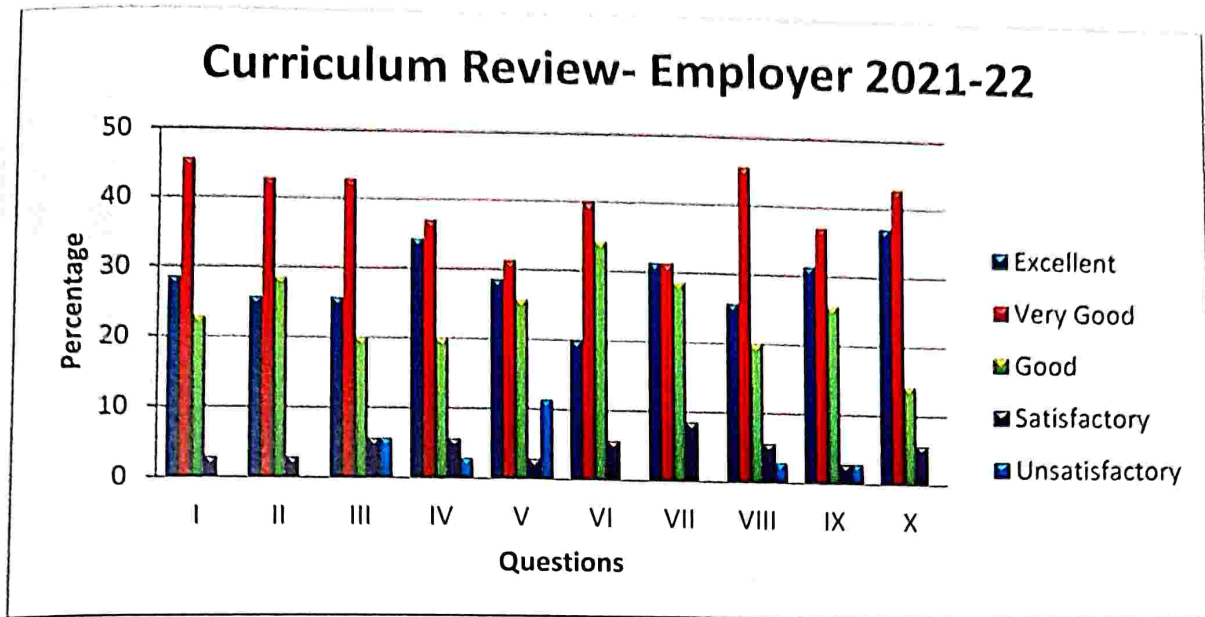
# Feedback Report 2021-22

## EMPLOYERS' FEEDBACK 2021-22

Employers' feedback is an important parameter for quality improvement of the curriculum and the quality of the student of institution. Feedback committee has taken feedback from different stakeholders on curriculum of all the UG and PG Programme offered by the Tumkur University. Under the guidance of Internal Quality Assurance Cell, committee has collected feedback through google form from 35 employers.

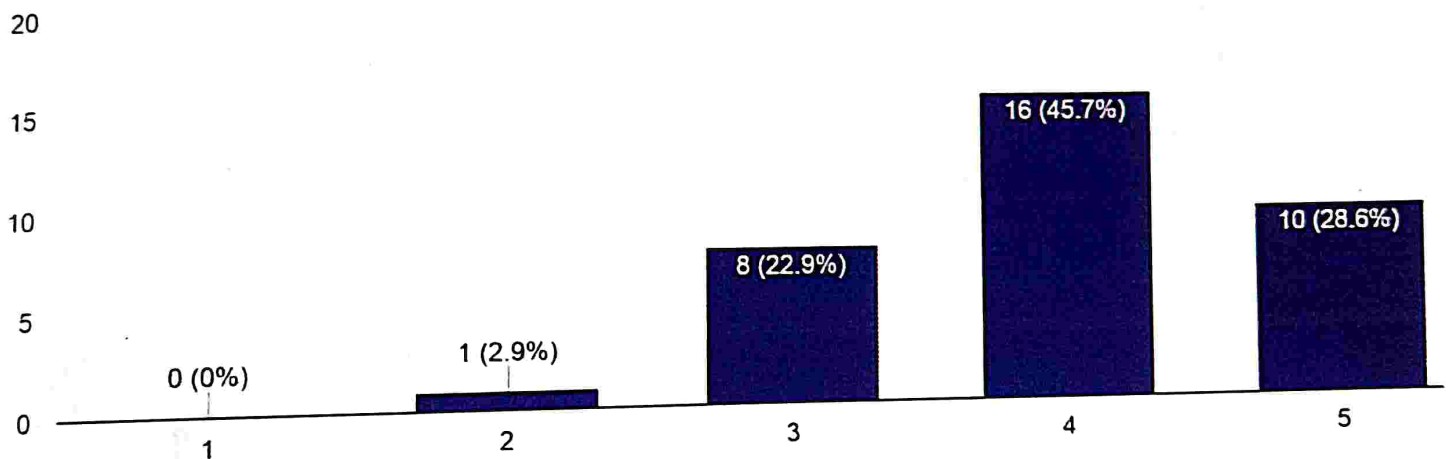
Response regarding various dimensions of curriculum/syllabus can be summarized as following

Question No	Curriculum Evaluation Points	Response in %				
		Excellent	Very Good	Good	Satisfactory	Unsatisfactory
I	The knowledge of the students is good	28.6	45.7	22.9	2.9	0.0
II	The curriculum and syllabus provide sufficient knowledge in the area of study	25.7	42.9	28.6	2.9	0.0
III	The students are able to work as part of the team	25.7	42.9	20.0	5.7	5.7
IV	The students maintain cordial relation with peers and seniors	34.3	37.1	20.0	5.7	2.9
V	Communication skills of the students are good	28.6	31.4	25.7	2.9	11.4
VI	Students have the required managerial / leadership qualities	20	40.0	34.3	5.7	0.0
VII	Students volunteer to get into new initiatives taken up by the industry / Firm.	31.4	31.4	28.6	8.6	0.0
VIII	Students contribute substantially to the growth of the industry / Firm	25.7	45.7	20.0	5.7	2.9
IX	The curriculum and non-curricular initiatives taken up by SSCASC has helped the students to attain the required competency level	31.4	37.1	25.7	2.9	2.9
X	Students have the ability to learn industrial practices fast and mould themselves into the stream	37.1	42.9	14.3	5.7	0.0



1. The knowledge of the students is good

35 responses



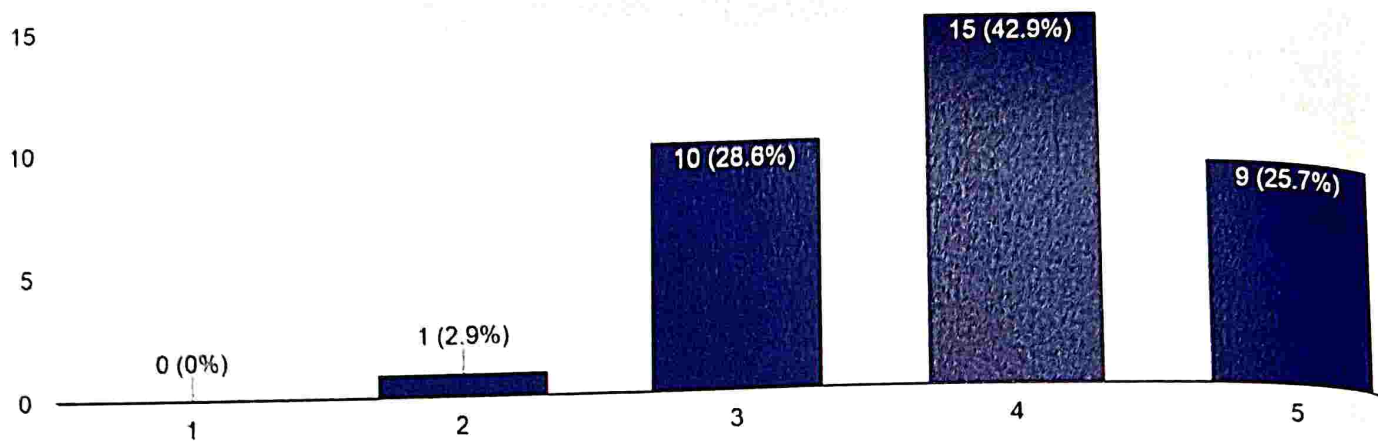
**Findings:** This data shows that most of the students have a good knowledge of the subject. 28.6% of the students have an excellent knowledge, 45.7% of them have a very good knowledge, 22.9% of them have good knowledge and only 2.9% of the students have a satisfactory knowledge while none of the students have an unsatisfactory knowledge.

**Interpretation:** The data suggests that the majority of the students have a good understanding of the subject.

**Recommendation:** The teacher should make sure that the remaining 2.9% of the students should also understand the subject by providing additional help or resources.

## 2. The curriculum and syllabus provide sufficient knowledge in the area of study

35 responses



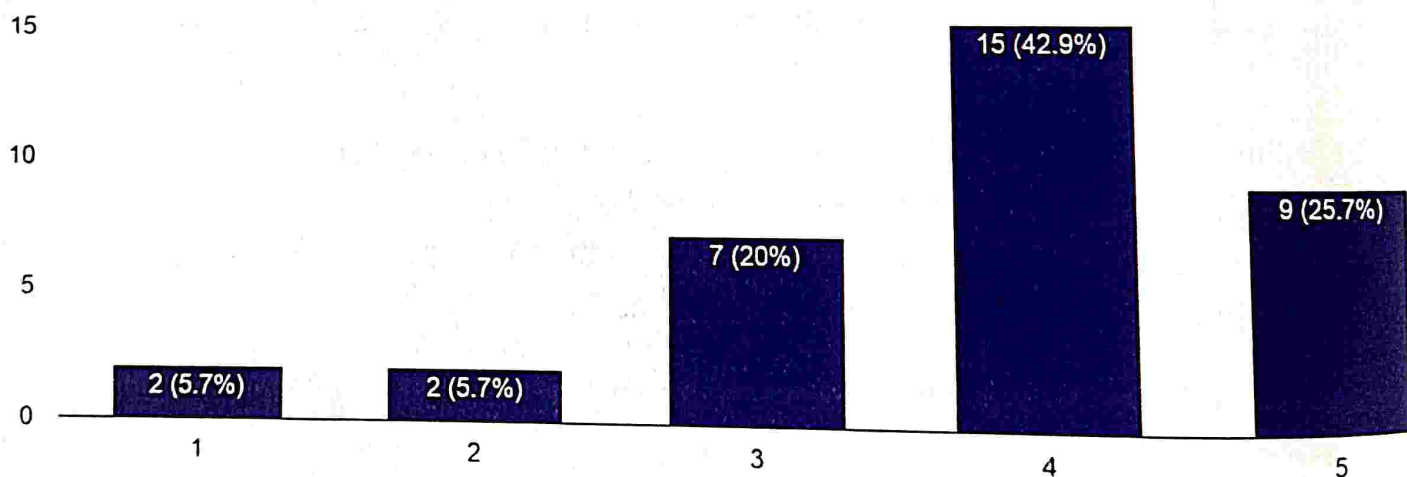
**Findings:** This data shows that the majority of respondents (93.1%) are satisfied with the curriculum and syllabus provided in the area of study. 25.7% of respondents rated it as excellent, 42.9% rated it as very good, 28.6% rated it as good, and 2.9% rated it as satisfactory. There were no respondents who found it unsatisfactory.

**Interpretation:** This indicates that the curriculum and syllabus is providing sufficient knowledge in the area of study and is overall well-received by the surveyed population.

**Recommendation:** It is recommended to continue using the current curriculum and syllabus for the area of study, as it is providing satisfactory results.

## 3. The students are able to work as part of the team

35 responses



**Findings:** The findings of the data suggest that the majority of the students (68.6%) are able to work as part of the team either excellently or very good. Only 11.4% of the students were rated as satisfactory or unsatisfactory.

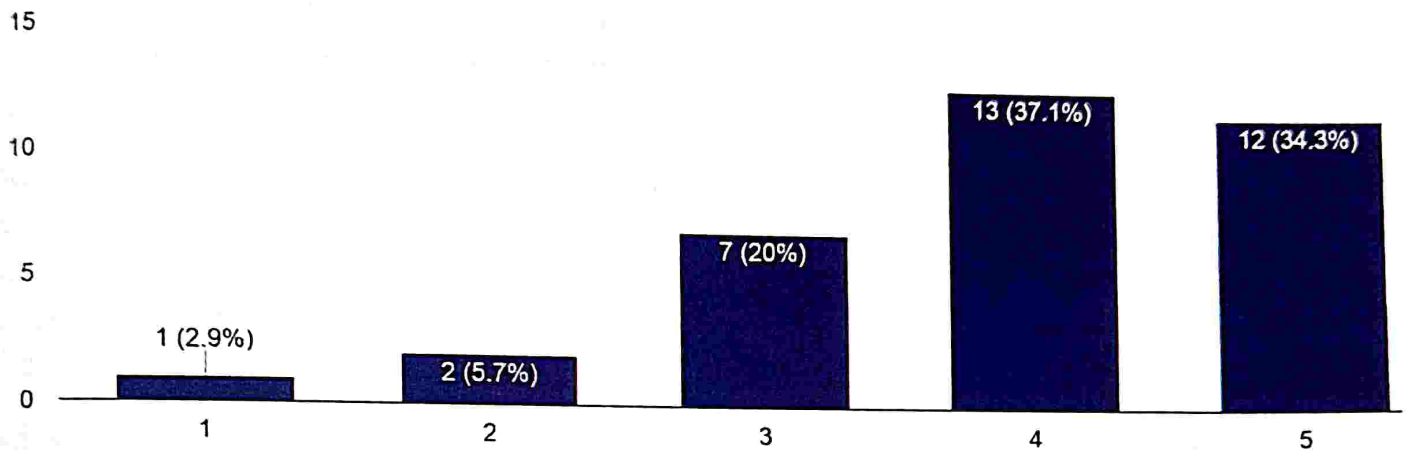
## Feedback Report 2021-22

**Interpretation:** The interpretation of the data shows that the majority of the students have strong teamwork abilities.

**Recommendation:** It is recommended to increase team activities in order to further develop the teamwork abilities of the students. This could include more group projects, activities, or presentations. Additionally, it is important to provide more guidance and support to the students who are rated as satisfactory or unsatisfactory in order to help them improve their teamwork skills.

### 4. The students maintain cordial relation with peers and seniors

35 responses



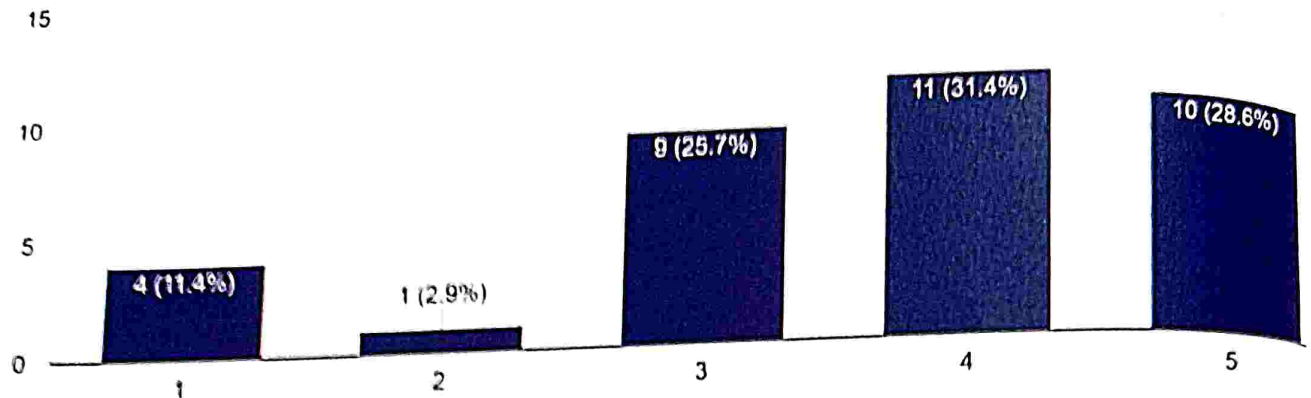
**Findings:** The findings from the data show that the majority (71.4%) of students maintain cordial relations with their peers and seniors, with 34.3% rating the relations as excellent and 37.1% rating it as very good. 20.0% rate the relations as good, 5.7% rate it as satisfactory, and only 2.9% rate it as unsatisfactory.

**Interpretation:** The data indicates that the majority of the students maintain a positive attitude towards their peers and seniors, which is essential for a healthy environment and successful learning.

**Recommendation:** The college should continue to promote positive relations between the students, peers and seniors, and emphasize the importance of maintaining a healthy and productive learning environment. The college should also provide guidance and assistance to students who may be having difficulty getting along with their peers and seniors.

## 5. Communication skills of the students are good

35 responses



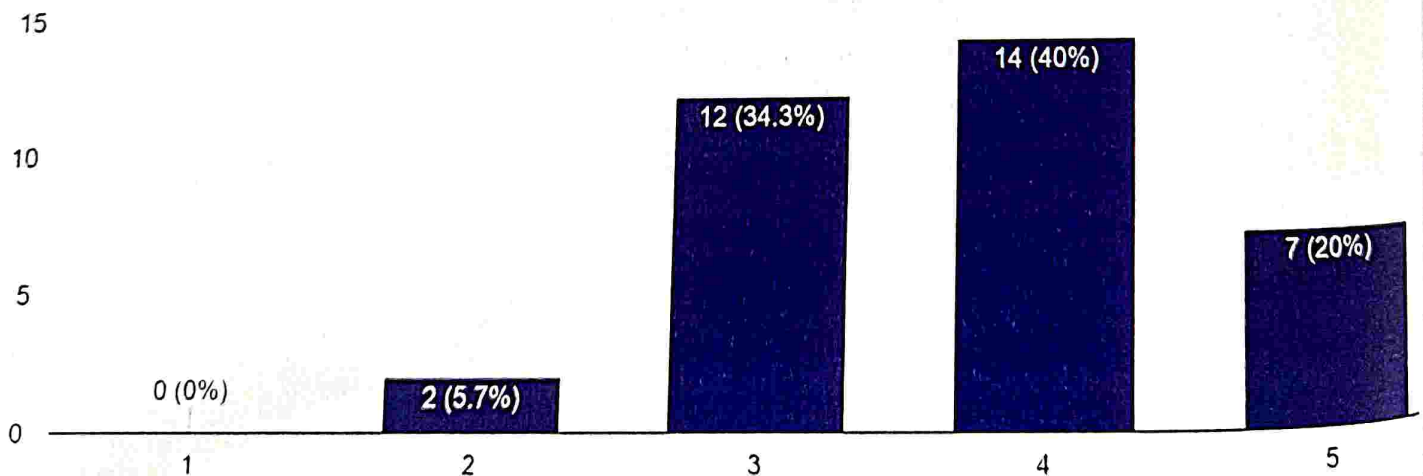
**Findings:** The findings of the survey indicate that the communication skills of the students are generally good. 28.6% of the students were found to have excellent communication skills, 31.4% were found to have very good communication skills, 25.7% were found to have good communication skills, 2.9% were found to have satisfactory communication skills and 11.4% were found to have unsatisfactory communication skills.

**Interpretation:** The results of the survey suggest that the majority of the students have good communication skills. However, there is still room for improvement, as 11.4% of the students have unsatisfactory communication skills and 2.9% have satisfactory communication skills.

**Recommendation:** It is recommended that the college put in place measures to improve the communication skills of all its students. This could include providing additional classes on communication and public speaking, as well as offering extracurricular activities such as debate clubs and speech contests. Additionally, it would be beneficial to provide students with access to resources such as books and online courses on communication and public speaking.

## 6. Students have the required managerial / leadership qualities

35 responses



## Feedback Report 2021-22

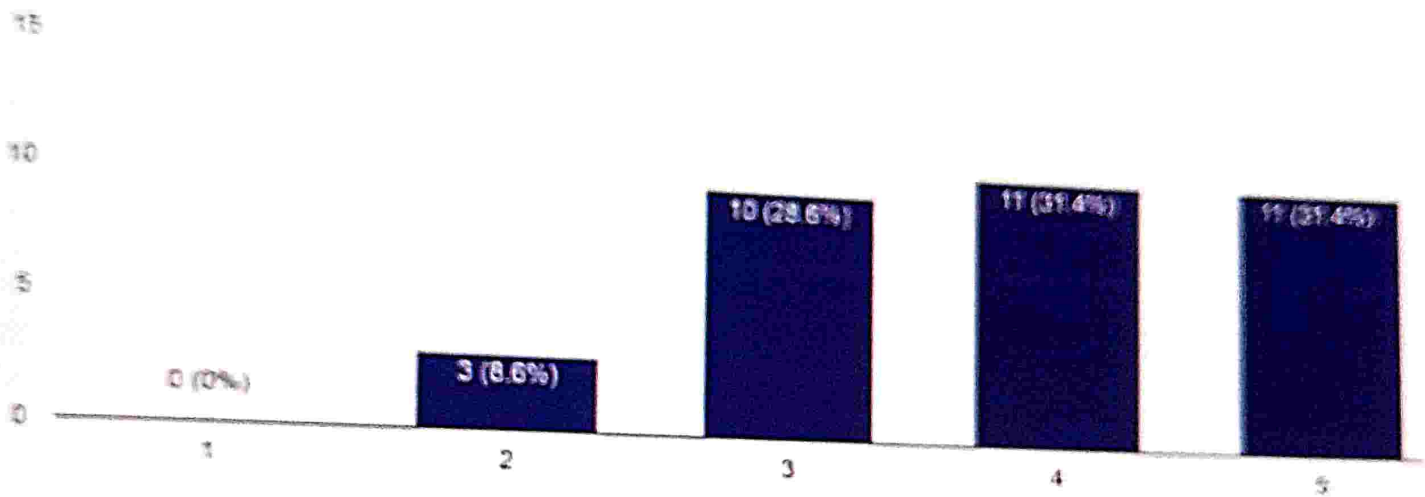
**Findings :** The findings from the data suggest that the majority of the students have positive managerial/leadership qualities. 80% of the students have either "Excellent" or "Very Good" qualities, while 14.3% of the students have "Good" qualities. Overall, only 5.7% of the students have "Satisfactory" qualities, and 0% of the students have "Unsatisfactory" qualities.

**Interpretation:** The interpretation of the data is that the majority of the students possess the necessary managerial/leadership qualities. This is a positive result as it indicates that the students are capable of leading and managing tasks and groups.

**Recommendation:** The recommendation is to continue developing and encouraging the students' managerial/leadership qualities through further training and mentorship. This will ensure that they are fully equipped with the necessary skills to be successful in the future.

### 7. Students volunteer to get into new initiatives taken up by the industry / Firm

35 responses



**Findings:** Based on the data provided, it can be seen that most of the students volunteered to get into the new initiatives taken up by the industry/firm. 31.4% of the students rated their experience as excellent and 31.4% of the students rated their experience as very good. 28.6% of the students rated their experience as good, 8.6% of the students rated their experience as satisfactory and 0% of the students rated their experience as unsatisfactory.

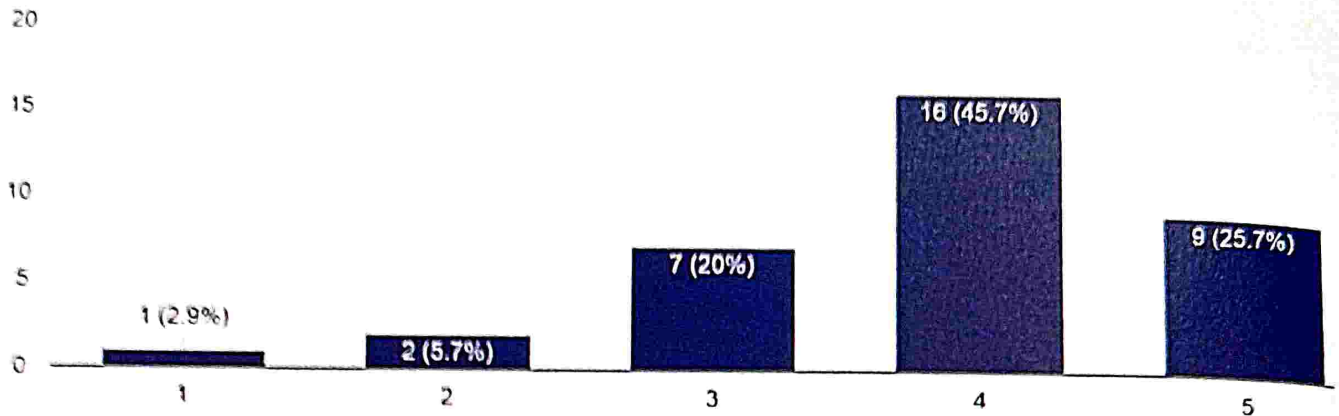
**Interpretation:** The data suggests that the students were very excited and satisfied with the initiatives taken up by the industry/firm. The enthusiasm and commitment of the students towards the initiatives was very high, as shown by the majority of the students rating their experience as excellent or very good.

**Recommendation:** The industry/firm should continue with the initiatives taken up and focus on providing the students with an even better experience. The initiatives should be properly monitored and evaluated in order to ensure that the students remain excited and committed. The industry/firm should also consider introducing more initiatives in order to engage the students and get them more involved.

## Feedback Report 2021-22

### 8. Students contribute substantially to the growth of the industry / Firm

35 responses



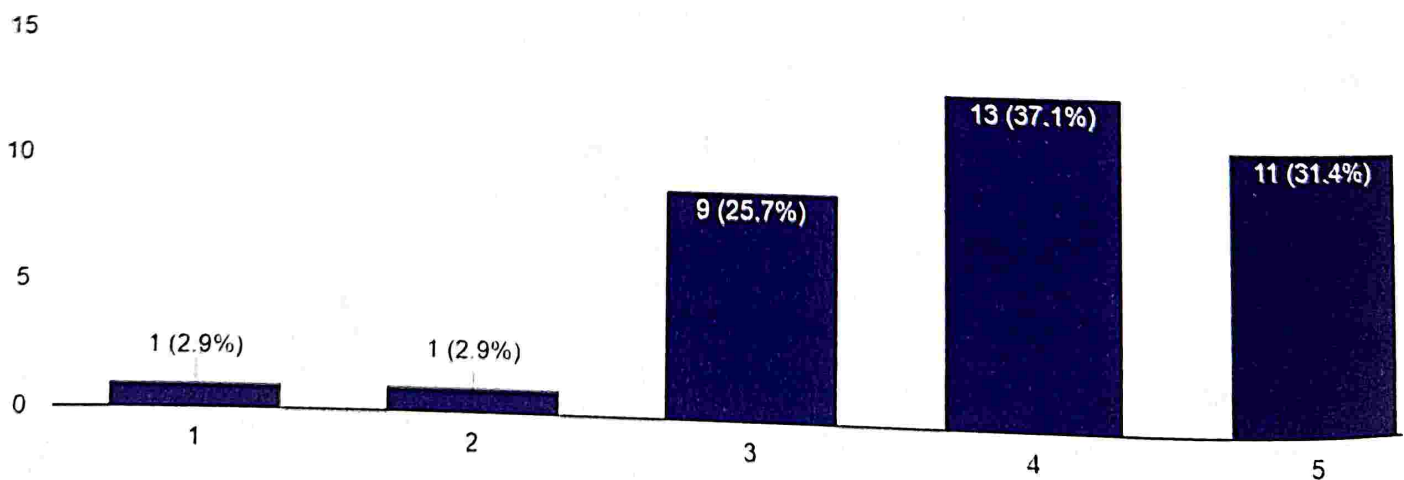
**Findings:** The findings show that the majority of students contribute to the growth of the industry/firm, with 25.7% of students rated as excellent, 45.7% rated as very good, 20.0% rated as good, 5.7% rated as satisfactory and 2.9% rated as unsatisfactory.

**Interpretation:** The interpretation of these findings is that the majority of students are positively contributing to the growth of the industry/firm, with over 72% of students rated as excellent or very good.

**Recommendation:** The recommendation based on these findings is to continue to invest in the development of students to ensure their contribution to the growth of the industry/firm remains strong. Encouraging and incentivizing students to actively participate in the growth of the industry/firm is also recommended in order to maximize their impact.

### 9. The curriculum and non-curricular initiatives taken up by SSCASC has helped the students to attain the required competency level

35 responses



**Findings:** The findings from the data show that the majority of the students (68.5%) have rated the curriculum and non-curricular initiatives taken up by SSCASC as either excellent or very good.



## Feedback Report 2021-22

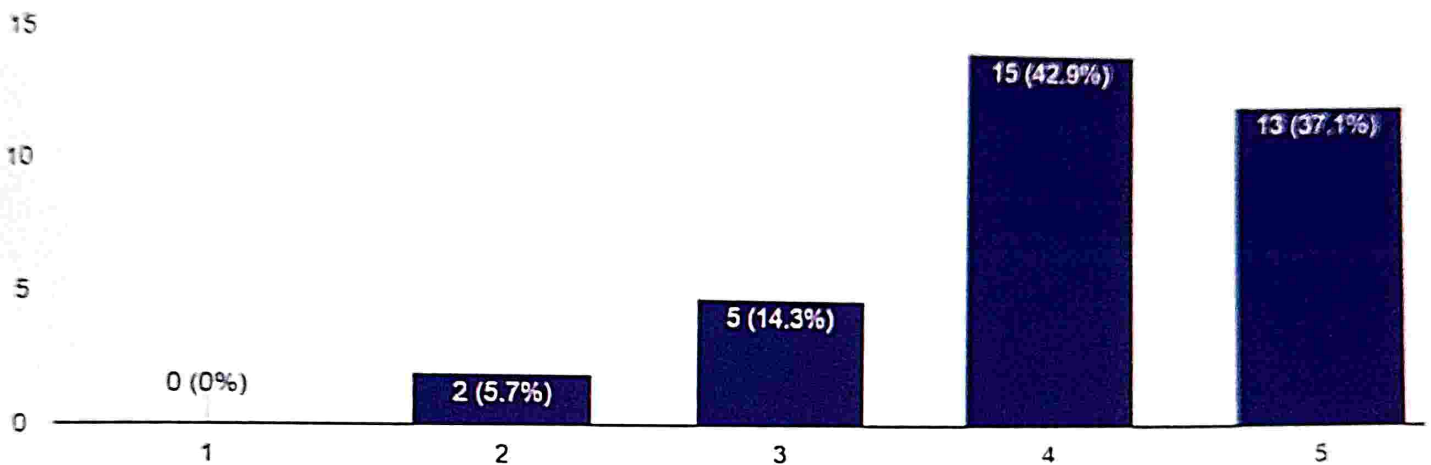
25.7% of the students have rated them as good, while only 5.8% of the students have rated them as either satisfactory or unsatisfactory.

**Interpretation:** The interpretation of the data suggests that the curriculum and non-curricular initiatives taken up by SSCASC have been successful in helping the students attain the required competency level.

**Recommendation:** It is recommended that SSCASC continue to implement the same initiatives in order to ensure that the students are able to attain the required competency level. Furthermore, SSCASC should also consider introducing new initiatives to further enhance the competency level of the students.

10. Students have the ability to learn industrial practices fast and mould themselves into the stream

35 responses



**Findings:** The findings from the data show that the majority of students (79.8%) have the ability to learn industrial practices fast and mould themselves into the stream. This is indicated by the fact that 37.1% of students have excellent ability, 42.9% have very good ability, and 14.3% have good ability.

**Interpretation:** Overall, the data suggests that students are generally well-prepared to learn industrial practices and fit into the stream.

**Recommendation:** The data indicates that students are prepared to learn industrial practices and fit into the stream. Therefore, it is recommended that employers should hire students to fill industrial positions and provide them with the necessary training and resources to ensure success.

*[Signature]*  
12/12/2022

PRINCIPAL  
Sree Siddaganga College  
of Arts, Science and Commerce  
B.H. Road, TUMKUR-572102.

Estd : 1966-67



Sri Siddaganga Education Society (R.)

# SREE SIDDAGANGA COLLEGE OF ARTS, SCIENCE AND COMMERCE

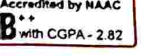
(Affiliated to Tumkur University)

B.H. Road, TUMKUR - 572 102.



ಶ್ರೀಮದ್ ಶಾಸ್ತ್ರೀಯರು

Ph : (Off:) 0816-2278569, E-mail : principal.sscasc@gmail.com Website : www.sscasc.in



ಶ್ರೀ ಸಿದ್ಧಗಂಗಾ ಕಲಾ, ವಿಜ್ಞಾನ ಮತ್ತು ವಾಣಿಜ್ಯ ಕಾಲೇಜು, ಬಿ.ಹೆಚ್. ರಸ್ತೆ, ತುಮಕೂರು - 2.

S.S.C.A.S.C./567/2022-23

Date: 12-12-2022

To,

The Registrar  
Tumkur University  
Tumkur

**Sub:** Submission of Feedback Report on Curriculum –Reg.

**Respected Sir/Madam,**

With reference to the above subject, I am herewith submitting the Feedback Report on the Curriculum prescribed by the Tumkur University compiled for the academic year 2021-22.

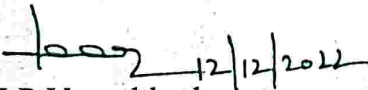
The Feedback was compiled with the input of the faculty, Alumni, Employer and students. The report includes feedback on the current curriculum, suggestions for improvements, and recommendations on how best to implement them. The Feedback Report also includes analysis of the current curriculum and the findings that were obtained from the Evaluation process.

The Feedback Report is an important step to ensure that our college is providing the best education possible. I am confident that this report will provide valuable insight into the current curriculum and help the college to stay updated with the latest trends in education.

Please find the feedback report attached to this letter. I am confident that the report will be of great value to the university.

Thank you for your consideration.

Yours sincerely,

  
Dr. H P Veerabhadraswamy,  
Principal  
Sree Siddaganga College  
of Arts, Science and Commerce  
B.H. Road, TUMKUR-572102.

